

Prepared by Securitisation Services S.p.A.



Originator: Unicredit Leasing S.p.A.



Locat SV S.r.l. - Serie 2008

INVESTORS' REPORT

(Euro)

€ 550,000,000 Class A1 Series 2008 Asset-Backed Floating Rate Notes due 2035 Issue Price: 100%
€ 1,591,000,000 Class A2 Series 2008 Asset-Backed Floating Rate Notes due 2035 Issue Price: 100%
€ 141,000,000 Class B Series 2008 Asset-Backed Floating Rate Notes due 2035 Issue Price: 100%
€ 61,000,000 Class C Series 2008 Asset-Backed Floating Rate Notes due 2035 Issue Price: 100%
€ 145,922,536 Class D Series 2008 Asset-Backed Floating Rate Notes due 2035 Issue Price: 100%

Investors' Report Date

16/12/2010

Quarterly Collection Period:

02/09/2010

02/12/2010

Interest Period:

13/09/2010

13/12/2010

Interest Payment Date:

13/12/2010

Additional Interest Payment Date:

15/12/2010

This report is freely available on our web site: <http://www.securitisation-services.com>

This Investors Report is based in particular on the Quarterly Servicer's Report and on the Quarterly Payments Report.

Calculations here contained are made in accordance with the criteria described in the Transaction Documents.

Terms and expressions used in this Investors Report have the respective meanings given to them in the Transaction Documents.

All historical data are available on the web site www.securitisation-services.com.

1. Description of the Notes

Issuer: LOCAT SV S.R.L.
Issue Date: 22 May 2008
Lead Manager: Bayerische Hypo- und Vereinsbank AG - London Branch
Arrangers: Bayerische Hypo- und Vereinsbank AG - London Branch

The Notes:

Series	Class A1 Notes	Class A2 Notes	Class B Notes	Class C Notes	Class D Notes
Original Balance	550,000,000.00	1,591,000,000.00	141,000,000.00	61,000,000.00	145,922,536.00
Currency	Euro	Euro	Euro	Euro	Euro
Final Maturity Date	12 December 2035	12 December 2035	12 December 2035	12 December 2035	12 December 2035
Listing	Irish Stock Exchange	Irish Stock Exchange	Irish Stock Exchange	Irish Stock Exchange	
ISIN code	IT0004372253	IT0004372261	IT0004372279	IT0004372287	IT0004372295
Common code	036636246	036636360	036636459	036636530	
Clearing	Euroclear and Clearstream				
Principal Payments	Step-up Date 12 December 2009				
Indexation	3 month Eurbor	3 month Eurbor	3 month Eurbor	3 month Eurbor	
Spread	0.65%	0.65%	3.00%	4.50%	2.0%
Spread after Step Up	0.70%	1.40%	4.75%	7.00%	8.5%
Initial Rating Moody's	Aaa	Aaa	Aa3	A3	
Current Rating Moody's	Aaa	Aaa	Aa3	A3	
Initial Rating S&P's	AAA	AAA	A	BBB	
Current Rating S&P's	AAA	AAA	A	B+	

Underlying assets for the Notes: Lease receivables

Originator and Servicer: Unicredit Leasing S.p.A.

Interest Payment Dates: means (i) prior the service of a Trigger Notice, the twelfth day of June 2008 and, thereafter, the twelfth day of September, December and March and of each year, or if such date is not a Business Day, the immediately following Business Day; and (ii) follo

Interest Period: means each period from (and including) an Interest Payment Date to (but excluding) the next following Interest Payment Date, provided that the first Interest Period (the "Initial Interest Period") shall begin on (and include) the Issue Date and end on (bu

Interest calculation: ACTUAL/360

Computation Agent: Securitisation Services S.p.A.

Corporate Servicer: UniCredit Credit Management Bank S.p.A.

Account Bank and Principal Paying Agent: BNP Paribas Securities Services Milan Branch

Cash Manager: BNP PARIBAS Asset Management Società di Gestione del Risparmio S.p.A.

Irish Paying Agent: BNY Financial Services Plc

Representative of the Noteholders: Securitisation Services S.p.A.

Hedging Counterparty: UniCredit S.p.A.

Quotaholder: SVM Securitisation Vehicles Management S.r.l.

2. The Notes

Amounts in Euro

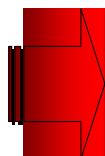
			BEFORE PAYMENTS		AMOUNTS ACCRUED				PAYMENTS		AFTER PAYMENTS			
			Outstanding Principal	Unpaid Interest	Principal Due	Accrual Interest Rate	Accrual Period (days)	Accrued Interest	Principal Payments	Interest Payments	Outstanding Principal	Unpaid Interest		
INTEREST PERIOD														
From		To	INTEREST PERIOD											
13/12/2010		15/12/2010	15/12/2010											
			Class A1 (ISIN code IT0004372253)		13,879,030.00	-	13,879,030.00	1.73%	2	1,333.16	13,879,030.00	1,333.16	-	-
			Class A2 (ISIN code IT0004372261)		1,591,000,000.00	-	1,591,000,000.00	2.43%	2	214,696.61	1,591,000,000.00	214,696.61	-	-
			Class B (ISIN code IT0004372279)		141,000,000.00	-	141,000,000.00	5.78%	2	45,268.83	141,000,000.00	45,268.83	-	-
			Class C (ISIN code IT0004372287)		61,000,000.00	-	61,000,000.00	8.03%	2	27,209.39	61,000,000.00	27,209.39	-	-
			Class D (ISIN code IT0004372295)		145,922,536.00	19,244,738.30	145,922,536.00	9.53%	2	77,249.77	145,922,536.00	19,321,988.07	-	-
INTEREST PERIOD														
From		To	FIRST PRECEDING INTEREST PAYMENT											
13/09/2010		13/12/2010	13/12/2010											
			Class A1 (ISIN code IT0004372253)		131,083,480.00	-	117,057,050.00	1.58%	91	523,201.50	117,057,050.00	523,201.50	14,026,430.00	-
			Class A2 (ISIN code IT0004372261)		1,591,000,000.00	-	-	2.28%	91	9,165,441.64	-	9,165,441.64	1,591,000,000.00	-
			Class B (ISIN code IT0004372279)		141,000,000.00	-	-	5.63%	91	2,006,269.42	-	2,006,269.42	141,000,000.00	-
			Class C (ISIN code IT0004372287)		61,000,000.00	-	-	7.88%	91	1,214,898.03	-	1,214,898.03	61,000,000.00	-
			Class D (ISIN code IT0004372295)		145,922,536.00	15,785,202.76	-	9.38%	91	3,459,535.54	-	-	145,922,536.00	19,244,738.30
INTEREST PERIOD														
From		To	SECOND PRECEDING INTEREST PAYMENT											
14/06/2010		13/09/2010	13/09/2010											
			Class A1 (ISIN code IT0004372253)		248,496,160.00	-	117,412,680.00	1.42%	91	890,706.87	117,412,680.00	890,706.87	131,083,480.00	-
			Class A2 (ISIN code IT0004372261)		1,591,000,000.00	-	-	2.12%	91	8,517,948.83	-	8,517,948.83	1,591,000,000.00	-
			Class B (ISIN code IT0004372279)		141,000,000.00	-	-	5.47%	91	1,948,886.33	-	1,948,886.33	141,000,000.00	-
			Class C (ISIN code IT0004372287)		61,000,000.00	-	-	7.72%	91	1,190,072.72	-	1,190,072.72	61,000,000.00	-
			Class D (ISIN code IT0004372295)		145,922,536.00	12,385,053.64	-	9.22%	91	3,400,149.12	-	-	145,922,536.00	15,785,202.76

Pool Factor

Amounts in Euro

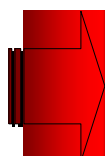
Original Outstanding Principal	Principal Payments	Outstanding Principal after payments	Current pool factor
(A)	(B)	(C)	(D)=(C)/(A)

INTEREST PERIOD		INTEREST PAYMENT DATE
From	To	DATE
13/12/2010	15/12/2010	15/12/2010



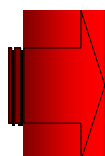
Class A1 (ISIN code IT0004372253)	550,000,000.00	13,879,030.00	-	0.00000%
Class A2 (ISIN code IT0004372261)	1,591,000,000.00	1,591,000,000.00	-	0.00000%
Class B (ISIN code IT0004372279)	141,000,000.00	141,000,000.00	-	0.00000%
Class C (ISIN code IT0004372287)	61,000,000.00	61,000,000.00	-	0.00000%
Class D (ISIN code IT0004372295)	145,922,536.00	145,922,536.00	-	0.00000%

INTEREST PERIOD		FIRST PRECEDING INTEREST PAYMENT
From	To	DATE
13/09/2010	13/12/2010	13/12/2010



Class A1 (ISIN code IT0004372253)	550,000,000.00	117,412,680.00	131,083,480.00	23.83336%
Class A2 (ISIN code IT0004372261)	1,591,000,000.00	-	1,591,000,000.00	100.00000%
Class B (ISIN code IT0004372279)	141,000,000.00	-	141,000,000.00	100.00000%
Class C (ISIN code IT0004372287)	61,000,000.00	-	61,000,000.00	100.00000%
Class D (ISIN code IT0004372295)	145,922,536.00	-	145,922,536.00	100.00000%

INTEREST PERIOD		SECOND PRECEDING INTEREST PAYMENT
From	To	DATE
14/06/2010	13/09/2010	13/09/2010



Class A1 (ISIN code IT0004372253)	550,000,000.00	117,412,680.00	131,083,480.00	23.83336%
Class A2 (ISIN code IT0004372261)	1,591,000,000.00	-	1,591,000,000.00	100.00000%
Class B (ISIN code IT0004372279)	141,000,000.00	-	141,000,000.00	100.00000%
Class C (ISIN code IT0004372287)	61,000,000.00	-	61,000,000.00	100.00000%
Class D (ISIN code IT0004372295)	145,922,536.00	-	145,922,536.00	100.00000%

3. Collections

Amounts in Euro

	RELEVANT COLLECTION PERIOD <small>02/12/2010 - 10/12/2010</small>	1st PRECEDING COLLECTION PERIOD <small>02/09/2010 - 02/12/2010</small>	2nd PRECEDING COLLECTION PERIOD <small>02/06/2010 - 02/09/2010</small>
1. Principal Instalments	1,102,753.53	100,919,621.16	103,420,763.25
2. Interest Instalments	- 418,303.83	29,395,065.81	31,831,384.85
3. Positive Adjustment (Accrued and paid to the SPV)	472,784.98	1,839,274.93	2,045,857.32
4. Negative Adjustment (Accrued and paid to the Lessees)	- 321,229.07	- 15,502,527.10	- 16,854,851.04
5. Agreed Prepayments (Principal)	-	6,794,544.46	5,417,862.16
6. Agreed Prepayments (Interest)	-	467,239.91	340,561.68
7. Recovery Amounts	- 297,075.15	5,347,720.68	3,702,926.32
8. Insurance refunding (Principal)	-	530,760.59	206,385.80
9. Insurance refunding (Interest)	-	4,150.62	11,598.27
10. Late charges	-	89,569.21	78,593.12
11. Billed Residual Collected Amounts	9,377,490.07	28,202,006.87	28,708,586.55
12. Other	602,284.89	-	-
13. Receivables purchased by the Seller (principal)	1,988,929,523.69	-	-
14. Receivables purchased by the Seller (interest)	12,495,707.70	-	-
TOTAL COLLECTED	2,011,943,936.81	158,087,427.14	158,909,668.28

4. Issuer Interest Available Funds - Revolving Period

		<i>Amounts in Euro</i>		
		RELEVANT COLLECTION PERIOD	1st PRECEDING COLLECTION PERIOD	2nd PRECEDING COLLECTION PERIOD
		02/06/2009 - 02/09/2009	02/06/2009 - 02/09/2009	03/03/2009 - 02/06/2009
(A)	Interest Collections (*)	26,729,379.36	26,729,379.36	33,252,571.78
(B)	Billed Residual Collected Amounts	31,250,077.56	31,250,077.56	36,937,176.57
(C)	Amounts received from the Hedging Counterparty	1,267,901.63	1,267,901.63	1,856,160.25
(D)	All amounts received from any party to a Transaction Document	-	-	-
(E)	Amounts standing to the credit of the DSR Account and of the Adjustment Reserve Account	39,171,434.07	39,171,434.07	35,670,481.59
(F)	Interest on Cash Accounts and on Eligible Investments	111,279.16	111,279.16	184,845.40
(G)	Any Issuer Princ. Available Funds or Available Red. Funds which have been applied as Issuer Int. Available Funds	-	-	-
(H)	Recovery Amounts	13,743,566.04	13,743,566.04	925,171.85
(I)	Other amounts received under the Transaction Documents	-	-	-
(J) = SUM[(A);(I)] ISSUER INTEREST AVAILABLE FUNDS		112,273,637.82	112,273,637.82	108,826,407.44
(K)	Billed Residual Collected Amounts paid on the preceding Settlement Dates	30,256,952.76	30,256,952.76	35,462,182.45
(J) - (K) RESIDUAL ISSUER INTEREST AVAILABLE FUNDS		82,016,685.06	82,016,685.06	73,364,224.99

(*) This amount excludes the Accrued Interest as at the relevant Valuation Date, which is part of the Purchase Price.

5. Priority of Payments - Interest - Revolving Period

		<i>Amounts in Euro</i>		
		RELEVANT INTEREST PAYMENT DATE	1st PRECEDING INTEREST PAYMENT DATE	2nd PRECEDING INTEREST PAYMENT DATE
		14/09/2009	12/06/2009	12/03/2009
RESIDUAL ISSUER INTEREST AVAILABLE FUNDS		82,016,685.06	73,364,224.99	83,682,514.66
(B)	Fees and expenses	111,024.76	133,042.25	132,242.84
(C)	Amount due to the Hedging Counterparty	4,376,393.88	4,886,705.93	5,397,099.52
(D)	Net Adjustment Reserve Amount	4,892,279.65	4,026,434.07	525,481.59
(E)	Interest on Class A1 Series 2008 Notes and Class A2 Notes	10,806,221.72	12,786,765.67	21,549,165.00
(F)	Interest on Class B Series 2008 Notes (*)	1,576,857.83	1,688,882.33	2,247,540.00
(G)	Interest on Class C Series 2008 Notes (**)	921,103.39	964,484.56	1,201,090.00
(H)=(A) - sum ((B);(G)) RESIDUAL AMOUNTS		59,332,803.83	48,877,910.18	52,629,895.71
(I)	Payment to the Debt Service Reserve Account	35,145,000.00	35,145,000.00	35,145,000.00
(J)	Principal Deficiency Amount	23,685,214.09	12,739,785.38	16,009,901.59
(K)=(H) - (I) - (J) RESIDUAL IIAF		502,589.74	993,124.80	1,474,994.12
(L)	Principal Integration Amount (***)	-	-	-
(M)	Any indemnity due to the Lead Manager	-	-	-
(N)	Any hedging termination payments	-	-	-
(O)	Billed Residual Uncollected Amounts	502,589.74	993,124.80	1,474,994.12
(P)	Any indemnity payable under the Transaction Documents	-	-	-
(Q)	Class D Base Interest	-	-	-
(R)	Class D Additional Remuneration	-	-	-
(S) = (L)-sum[(M);(R)] Residual Amount to the Issuer Int. Av. Funds (on the next IPD)		-	-	-

(*) to the extent that during any preceding Quarterly Collection Period the Cumulative Default Ratio Interest Deferral has exceeded 11,5%, no amount under item Sixth above will be paid, but items ranking lower in this Priority of Payments may nevertheless

(**) to the extent that during any preceding Quarterly Collection Period the Cumulative Default Ratio Interest Deferral has exceeded 6,5%, no amount under item Seventh above will be paid, but items ranking lower in this Priority of Payments may nevertheless

(***) to the extent that the Cumulative Default Ratio has been higher than the relevant Cumulative Default Trigger Ratio

6. Issuer Principal Available Funds - Revolving Period

		<i>Amounts in Euro</i>		
		RELEVANT COLLECTION PERIOD	1st PRECEDING COLLECTION PERIOD	2nd PRECEDING COLLECTION PERIOD
		02/06/2009 - 02/09/2009	03/03/2009 - 02/06/2009	02/12/2008 - 03/03/2009
(A)	Principal Collections (*)	118,948,497.30	123,978,130.95	118,600,457.13
(B)	Principal Integration Amount	-	-	-
(C)	Principal Deficiency Amounts	23,685,214.09	12,739,785.38	16,009,901.59
(D)	Debt Service Reserve Released Amount	-	-	-
(E)	Payments under item Third of Condition 4.1.2(A) and item Fifth of Condition 4.1.2(B)	102.41	3,987.64	23,447.38
(F) = SUM[(A);(E)] ISSUER PRINCIPAL AVAILABLE FUNDS		142,633,813.80	136,721,903.97	134,633,806.10
(G)	Debt Service Reserve Amount (only on the first two Settlement Date) (**)	-	-	-
(H)	Subsequent Porfolios purchased on the preceding Settlement Dates	94,166,726.91	116,454,809.11	110,078,541.99
(F)-(G)-(H) RESIDUAL ISSUER PRINCIPAL AVAILABLE FUNDS		48,467,086.89	20,267,094.86	24,555,264.11

(*) This amount includes the Accrued Interest as at the relevant Valuation Date, which is part of the Purchase Price.

(**) Or on the first Interest Payment Date, if not already credited on the immediately preceding Settlement Date

7. Priority of Payments - Issuer Principal Available Funds - Revolving Period

		RELEVANT INTEREST PAYMENT DATE	1st PRECEDING INTEREST PAYMENT DATE	2nd PRECEDING INTEREST PAYMENT DATE
		14/09/2009	12/06/2009	12/03/2009
RESIDUAL ISSUER PRINCIPAL AVAILABLE FUNDS		48,467,086.89	20,267,094.86	24,555,264.11
(A)	To apply to the Issuer Interest Available Funds, items First through Seventh	-	-	-
(B)	Payment to the Debt Service Reserve Account (only on the first IPD) (*)	-	-	-
(C)	Subsequent Portfolio (**)	48,467,062.25	20,266,992.45	24,551,276.47
(D)	Purchase Price Adjustment	-	-	-
(E)	Residual amount to the Payments Account	24.64	102.41	3,987.64

Amounts in Euro

(*) If not already credited on the immediately preceding Settlement Dates

(**) To the extent not already paid on the previous Settlement Dates or Interest Payment Dates). Pursuant to clause 5.2 of the Master Receivables Purchase Agreement the Originator is entitled to set off the Subsequent Portfolio APP at the Settlement Dates. Provided that such right has been exercised, the positive difference, if any, between the Subsequent Portfolio APP and the amounts set off is paid at the relevant Interest Payment Date.

8. Issuer Interest Available Funds - Amortisation Period

		<i>Amounts in Euro</i>		
		RELEVANT COLLECTION PERIOD	1st PRECEDING COLLECTION PERIOD	2nd PRECEDING COLLECTION PERIOD
		02/12/2010 - 10/12/2010	02/09/2010 - 02/12/2010	02/06/2010 - 02/09/2010
(A)	Interest Collections (*)	12,831,244.67	16,292,773.38	17,453,144.20
(B)	Billed Residual Collected Amounts	9,377,490.07	28,202,006.87	28,708,586.55
(C)	Amounts received by the Hedging Counterparty	12,856.76	508,841.89	464,048.54
(D)	All amounts received from any party to a Transaction Document	-	-	-
(E)	Amounts standing to the credit of the DSR Account and of the Adjustment Reserve Account	33,913,312.57	36,131,127.22	38,262,097.53
(F)	Interest on Cash Accounts and on Eligible Investments	-	4,168.09	108,600.24
(G)	Any Issuer Princ. Available Funds or Available Red. Funds which have been applied as Issuer Int. Available Funds	-	-	-
(H)	Recovery Amounts	297,075.15	5,347,720.68	3,702,926.32
(I)	Other amounts received under the Transaction Documents	271,669.52	-	-
(J) = SUM[(A);(I)] ISSUER INTEREST AVAILABLE FUNDS		56,109,498.44	86,486,638.13	88,699,403.38
(K)	Billed Residual Collected Amounts paid on the preceding Settlement Dates	-	28,202,006.87	28,708,586.55
(J) - (K) RESIDUAL ISSUER INTEREST AVAILABLE FUNDS		56,109,498.44	58,284,631.26	59,990,816.83

(*) This amount escludes the Accrued Interest as at the relevant Valuation Date, which is part of the Purchase Price.

9. Priority of Payments - Interest - Amortisation Period

		Amounts in Euro		
		RELEVANT COLLECTION PERIOD	1st PRECEDING COLLECTION PERIOD	2nd PRECEDING COLLECTION PERIOD
		13/12/2010	13/09/2010	14/06/2010
(A)	RESIDUAL ISSUER INTEREST AVAILABLE FUNDS	58,431,995.45	59,990,816.83	63,148,982.92
(B)	Fees and expenses	113,789.02	104,030.86	118,179.81
(C)	Amount due to the Hedging Counterparty	2,535,601.34	2,840,372.39	3,203,922.04
(D)	Net Adjustment Reserve Amount	5,052,060.37	5,508,684.82	5,768,053.53
(E)	Interest on Class A1 Series 2008 Notes and Class A2 Series 2008 Notes	9,688,643.14	9,408,655.71	9,837,173.71
(F)	Interest on Class B Series 2008 Notes (*)	2,006,269.42	1,948,886.33	1,988,468.17
(G)	Interest on Class C Series 2008 Notes (**)	1,214,898.03	1,190,072.72	1,218,634.28
(H)=(A) - sum ((B);(G))	RESIDUAL AMOUNTS	37,820,734.13	38,990,114.00	41,014,551.39
(I)	Payment to the Debt Service Reserve Account	28,861,252.20	30,622,442.40	32,494,044.00
(J)	Debt Service Reserve Released Amount to the Issuer Princ. Av. Funds	3,617,372.55	2,666,375.25	1,856,182.35
(K)	Principal Deficiency Amount	5,342,109.38	5,701,296.35	6,664,325.04
(L)=(H) - (I) - (J)	RESIDUAL IIAF	-	-	0
(M)	Principal Integration Amount (***)	-	-	-
(N)	Any hedging termination payments	-	-	-
(O)	Billed Residual Uncollected Amounts	-	-	-
(P)	Any indemnity payable under the Transaction Documents	-	-	-
(Q)	Class D Base Interest	-	-	-
(R)	Class D Additional Remuneration	-	-	-
(S) = (L)-sum[(M);(R)]	Residual Amount to the Issuer Int. Av. Funds (on the next IPD)	-	-	-

(*) to the extent that during any preceding Quarterly Collection Period the Cumulative Default Ratio Interest Deferral has exceeded [11,5]%, no amount under item Sixth above will be paid, but items ranking lower in this Priority of Payments may nevertheless

(**) to the extent that during any preceding Quarterly Collection Period the Cumulative Default Ratio Interest Deferral has exceeded [6,5]%, no amount under item Seventh above will be paid, but items ranking lower in this Priority of Payments may nevertheless

(***) to the extent that the Cumulative Default Ratio has been higher than the relevant Cumulative Default Trigger Ratio

10. Available Redemption Funds- Amortisation Period

		<i>Amounts in Euro</i>		
		RELEVANT COLLECTION PERIOD	1st PRECEDING COLLECTION PERIOD	2nd PRECEDING COLLECTION PERIOD
		15/12/2010	13/12/2010	13/09/2010
(A)	Principal Collections (*)	1,990,032,277.22	108,244,926.21	109,045,011.21
(B)	Principal Integration Amount	-	-	-
(C)	Principal Deficiency Amounts	-	5,194,745.19	5,701,296.35
(D)	Debt Service Reserve Released Amount	-	3,617,372.55	2,666,375.25
(E)	Payments under item Third of Condition 4.1.2(A) and Fifth of Condition 4.1.2(B)	29.07	70.93	68.12
(F) = SUM[(A) AVAILABLE REDEMPTION FUNDS		1,990,032,306.29	117,057,114.88	117,412,750.93

(*) This amount includes the Accrued Interest as at the relevant Valuation Date, which is part of the Purchase Price.

11. Priority of Payments - Principal - Amortisation Period

	RELEVANT COLLECTION PERIOD	1st PRECEDING COLLECTION PERIOD	2nd PRECEDING COLLECTION PERIOD
	13/12/2010	13/09/2010	14/06/2010
AVAILABLE REDEMPTION FUNDS	117,204,479.07	117,412,750.93	124,773,508.12
(A) To apply to the Issuer Interest Available Funds, items First through Seventh	-	-	-
(B) All amounts of principal due and payable in respect of Class A1 Series 2008 Notes	117,204,450.00	117,412,680.00	124,773,440.00
(C) All amounts of principal due and payable in respect of Class A2 Series 2008 Notes	-	-	-
(D) All amounts of principal due and payable in respect of Class B Series 2008 Notes	-	-	-
(E) All amounts of principal due and payable in respect of Class C Series 2008 Notes2	-	-	-
(F) Purchase Price Adjustment	-	-	-
(G) Any Purchase Price due but not already paid on the preceding Interest Payment Dates or Settlement Dates	-	-	-
(H) Limited Recourse Loan	-	-	-
(I) All amounts of principal due and payable in respect of Class D Notes (***)	-	-	-
(J) Residual amount to the IIAFs, except for the residual amount due to the rounding of the principal payments on the Notes	-	-	-

(*) If not already credited on the immediately preceding Settlement Dates

(**) To the extent not already paid on the previous Settlement Dates or Interest Payment Dates).

Pursuant to clause 5.2 of the Master Receivables Purchase Agreement the Originator is entitled to set off the Subsequent Portfolio APP at the Settlement Dates. Provided that such right has been exercised, the positive difference, if any, between the Subsequent Portfolio APP and the amounts set off is paid at the relevant Interest Payment Date.

(***) Up to Euro 30.000 and, on the Final Maturity Date, all amounts due and payable, if any, on the Class D Notes.

11.bis PRIORITY OF PAYMENTS FOLLOWING A TRIGGER NOTICE

		<i>Euro</i>
A	Issuer Available Funds	Additional Payment Date
		2,046,141,804.72
<i>First</i>	The following fee and expenses (pari passu and pro rata)	
	A) Billed Residual Collected Amounts	9,377,490.07
	B) Expenses	-
	C) Payment on the Expense Account (up to the Retention Amount)	-
<i>Second</i>	Fees and expenses (pari passu and pro rata)	40,324.03
<i>Third</i>	Amount due to the Hedging Counterparty including any hedging termination payments	54,553.45
<i>Fourth</i>	Net Adjustment Reserve Amount	-
<i>Fifth</i>	Interest on Class A1 Series 2008 Notes and Class A2 Series 2008 Notes	216,029.77
<i>Sixth</i>	Principal on Class A1 Series 2008 Notes and Class A2 Series 2008 Notes	1,604,879,030.00
<i>Seventh</i>	Interest on Class B Series 2008 Notes	45,268.83
<i>Eighth</i>	Principal due and payable in respect of the Class B Series 2008 Notes	141,000,000.00
<i>Ninth</i>	Interest on Class C Series 2008 Notes	27,209.39
<i>Tenth</i>	Principal due and payable in respect of the Class C Series 2008 Notes	61,000,000.00
<i>Eleventh</i>	Any indemnity due to the Lead Manager	-
<i>Twelfth</i>	Any hedging termination payments due under the Hedging Agreement	-
<i>Thirteenth</i>	Billed Residual Uncollected Amount	10,221,170.43
<i>Fouteenth</i>	Any indemnity payable to the Originator under the Transaction Documents	-
<i>Fifteenth</i>	Purchase Price Adjustment	-
<i>Sixteenth</i>	Any Purchase Price (if any) not paid on the predecing settlement date or interest payment date	-
<i>Seventeenth</i>	Limited Recourse Loan	-
<i>Eighteenth</i>	Class D Base Interest	19,321,988.07
<i>Nineteenth</i>	Class D Additional Remuneration	-
<i>Twentieth</i>	Principal due and payable in respect of the Class D Series 2008 Notes	145,922,536.00
<i>Twenty-first</i>	Residual amounts to the Class D Series 2008 Noteholders	54,036,204.69
B	Total payments	sum[First;Twenty-first]
		2,046,141,804.72
	Final Balance of the Payments Account	A-B
		-

12. Portfolio Performance

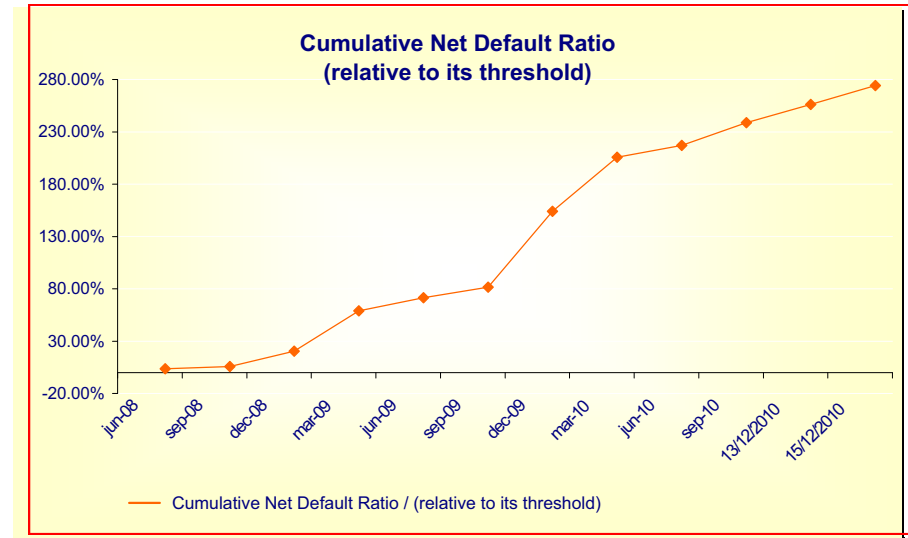
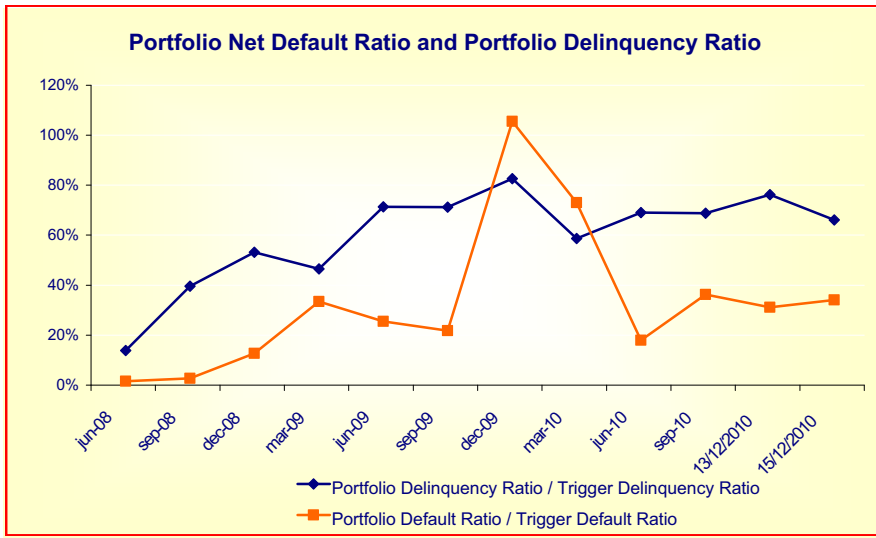
Amounts in Euro

QUARTERLY COLLECTION PERIOD		DEFAULT RATIOS (*)						DELINQUENCY RATIOS						CUMULATIVE DEFAULT RATIO(**)			CUMULATIVE DEFAULT RATIO INTEREST DEFERRAL(**)	Breach of Ratio (CDRIDefferra I > 11,50%)	Breach of Ratio (CDRIDefferra I > 6,50%)	Prepayment Ratio	
FROM	TO	Pool 1	Pool 2	Pool 3	Total Portfolio	Trigger Default Ratio	Breach of Ratio	Pool 1	Pool 2	Pool 3	Total Portfolio	Trigger Delinquency Ratio	Breach of Ratio	Total Portfolio	Cumulative Default Trigger Ratio	Breach of Ratio	Total Portfolio	11.50%	6.50%		
15/04/2008	03/06/2008	0.03%	0.00%	0.00%	0.00%	2.048%	NO BREACH	1.26%	1.78%	1.29%	1.47%	11.741%	NO BREACH	0.00%	1.25%	NO BREACH	0.00%	NO BREACH	NO BREACH	0.18%	
03/06/2008	02/09/2008	0.06%	0.05%	0.00%	0.03%	2.040%	NO BREACH	3.94%	3.52%	5.44%	4.48%	11.699%	NO BREACH	0.03%	1.30%	NO BREACH	0.03%	NO BREACH	NO BREACH	0.59%	
02/09/2008	02/12/2008	0.19%	0.07%	0.38%	0.23%	2.032%	NO BREACH	5.01%	5.72%	6.69%	6.07%	11.691%	NO BREACH	0.26%	1.50%	NO BREACH	0.24%	NO BREACH	NO BREACH	0.45%	
02/12/2008	03/03/2009	0.50%	0.68%	0.68%	0.65%	2.019%	NO BREACH	6.45%	5.05%	5.05%	5.26%	11.621%	NO BREACH	0.89%	1.60%	NO BREACH	0.78%	NO BREACH	NO BREACH	0.25%	
03/03/2009	02/06/2009	0.85%	0.83%	0.13%	0.49%	2.007%	NO BREACH	8.38%	8.68%	7.64%	8.12%	11.587%	NO BREACH	1.37%	2.00%	NO BREACH	1.14%	NO BREACH	NO BREACH	0.59%	
02/06/2009	02/09/2009	1.34%	0.65%	-0.03%	0.41%	1.996%	NO BREACH	7.93%	8.87%	7.58%	8.07%	11.555%	NO BREACH	1.77%	2.00%	NO BREACH	1.41%	NO BREACH	NO BREACH	0.20%	
02/09/2009	02/12/2009	1.95%	3.39%	1.23%	2.07%	1.986%	BREACH	6.80%	8.23%	10.79%	9.37%	11.525%	NO BREACH	3.77%	2.50%	BREACH	2.87%	NO BREACH	NO BREACH	0.47%	
02/12/2009	02/03/2010	1.34%	2.56%	0.72%	1.41%	1.965%	NO BREACH	5.69%	5.55%	7.37%	6.56%	11.445%	NO BREACH	5.07%	2.50%	BREACH	3.84%	NO BREACH	NO BREACH	0.36%	
02/03/2010	02/06/2010	1.10%	0.49%	0.05%	0.32%	1.943%	NO BREACH	7.08%	8.30%	7.52%	7.71%	11.365%	NO BREACH	5.35%	2.50%	BREACH	4.06%	NO BREACH	NO BREACH	0.45%	
02/06/2010	02/09/2010	0.57%	0.57%	0.75%	0.67%	1.922%	NO BREACH	7.59%	8.64%	7.11%	7.62%	11.282%	NO BREACH	5.89%	2.50%	BREACH	4.48%	NO BREACH	NO BREACH	0.29%	
02/09/2010	02/12/2010	0.69%	0.92%	0.37%	0.56%	1.897%	NO BREACH	6.66%	8.26%	8.72%	8.38%	11.185%	NO BREACH	6.33%	2.50%	BREACH	4.81%	NO BREACH	NO BREACH	0.39%	
02/12/2010	10/12/2010	0.13%	0.46%	0.77%	0.62%	1.883%	NO BREACH	5.68%	6.90%	7.67%	7.25%	11.188%	NO BREACH	6.78%	2.50%	BREACH	5.15%	NO BREACH	NO BREACH	0.00%	

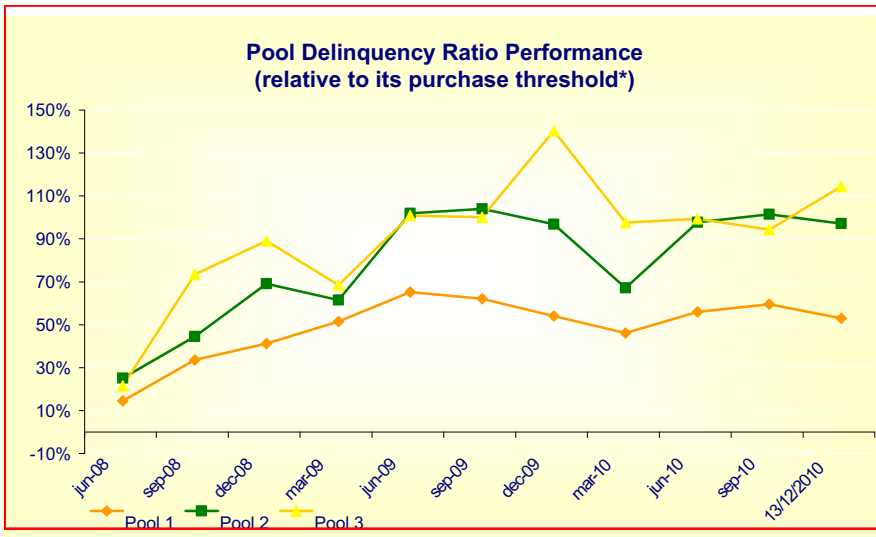
(*) Net of Recovery Amount
 (**) Net of cumulative recoveries

13. Graphs of the Portfolio Performance

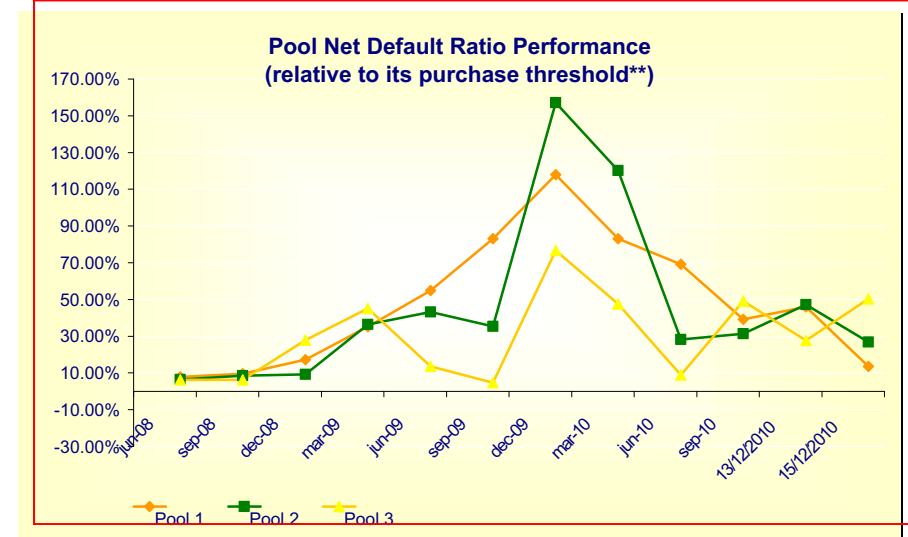
Purchase Termination Event



Pool purchase suspension



* Pool 1 = 14%; Pool 2 = 9%; Pool 3 = 8%.



** Pool 1 = 1,75%; Pool 2 = 2,25%; Pool 3 = 1,75]%. (Note: original text contains a typo in the second part of the percentage)

14. Collateral Portfolio (before purchase)

Amounts in Euro

QUARTERLY COLLECTION PERIOD	OUTSTANDING PRINCIPAL INSTALMENTS			UNPAID PRINCIPAL INSTALMENTS			ACCRUED INTEREST			OUTSTANDING PRINCIPAL			COLLATERAL PORTFOLIO	UNPAID INTEREST INSTALMENTS			DEFAULTING RECEIVABLES	DEFAULTED RECEIVABLES	TOTAL PORTFOLIO	
	Pool No. 1	Pool No. 2	Pool No. 3	Pool No. 1	Pool No. 2	Pool No. 3	Pool No. 1	Pool No. 2	Pool No. 3	Pool No. 1	Pool No. 2	Pool No. 3		Pool No. 1	Pool No. 2	Pool No. 3				
15/04/2008	03/06/2008	392,392,681.50	919,324,515.65	1,098,730,223.82	498,517.41	342,448.94	61,734.29	775,272.13	393,111.49	850,110.43	393,666,471.04	920,060,076.08	1,099,642,068.54	2,413,368,615.66	85,973.36	118,239.13	78,021.42	-	122,180.37	2,413,773,029.94
03/06/2008	02/09/2008	379,380,283.31	905,135,649.19	1,125,470,445.19	1,232,018.99	1,701,640.06	638,462.19	717,254.59	268,987.69	607,712.69	381,329,556.89	907,106,276.94	1,126,716,620.07	2,415,152,453.90	233,153.60	415,843.81	866,618.92	-	817,876.27	2,417,485,946.50
02/09/2008	02/12/2008	381,666,407.53	881,937,523.96	1,140,217,838.66	2,075,107.81	3,722,015.46	617,913.78	727,362.93	280,697.91	746,287.51	384,468,878.27	885,940,237.33	1,141,582,039.95	2,411,991,155.55	414,310.43	773,179.26	1,681,770.96	-	6,603,689.96	2,421,464,106.16
02/12/2008	03/03/2009	356,744,007.29	861,269,058.75	1,173,713,394.76	2,766,161.85	4,821,148.28	894,548.78	645,752.44	310,416.16	650,095.85	360,155,921.58	866,400,623.19	1,175,258,039.39	2,401,814,584.16	555,491.09	982,572.76	1,948,376.42	13,911,179.29	9,396,307.52	2,428,608,511.24
03/03/2009	02/06/2009	348,723,566.45	844,194,562.49	1,200,307,260.13	3,498,112.73	5,830,076.64	1,445,918.84	497,868.76	148,929.09	376,091.47	352,719,547.94	850,173,568.22	1,202,129,270.44	2,405,022,386.60	585,929.97	1,242,631.19	2,760,253.99	22,046,779.53	13,796,211.23	2,445,454,192.51
02/06/2009	02/09/2009	340,412,927.02	820,344,331.86	1,219,634,202.06	3,748,552.71	6,870,830.93	1,602,379.51	467,777.03	121,818.67	255,186.46	344,629,256.76	827,336,981.46	1,221,491,768.03	2,393,458,006.25	462,013.86	1,226,232.97	2,009,681.41	28,404,855.79	18,396,737.05	2,443,957,527.33
02/09/2009	02/12/2009	333,828,003.27	784,299,065.13	1,234,894,830.08	3,262,524.38	4,975,057.11	1,792,534.17	424,614.68	103,807.80	361,569.52	337,515,142.33	789,377,930.04	1,237,048,933.77	2,363,942,006.14	267,641.02	32,336.50	1,035,453.77	70,648,522.38	28,679,546.64	2,464,605,506.45
02/12/2009	02/03/2010	294,686,598.05	703,209,669.59	1,204,893,442.83	2,584,566.90	3,059,348.93	4,642,313.40	374,263.78	85,396.80	214,455.60	297,645,428.73	706,354,415.32	1,209,750,211.83	2,213,750,055.88	162,472.21	157,641.54	1,059,874.00	98,432,217.73	34,167,994.70	2,347,730,256.06
02/03/2010	02/06/2010	258,157,401.87	638,342,533.26	1,183,407,034.79	2,409,553.92	3,743,460.48	1,187,182.54	325,364.19	77,280.54	233,116.64	260,892,319.98	642,163,274.28	1,184,827,333.97	2,087,882,928.23	153,421.22	254,441.25	924,820.97	101,658,985.68	37,803,183.16	2,228,677,780.51
02/06/2010	02/09/2010	224,120,553.67	573,322,782.34	1,156,456,753.17	2,240,616.89	4,616,669.49	1,246,172.78	284,356.76	67,235.32	195,350.67	226,645,527.32	578,006,687.15	1,157,898,276.62	1,962,550,491.09	95,540.38	280,232.49	863,493.60	106,163,186.89	47,403,357.12	2,117,356,301.57
02/09/2010	02/12/2010	190,778,796.94	504,867,574.11	1,134,199,168.56	2,260,290.99	5,157,400.18	1,502,178.17	247,212.94	58,178.23	249,826.05	193,286,300.87	510,083,152.52	1,135,951,172.78	1,839,320,626.17	126,610.71	422,674.04	1,233,795.07	110,912,680.63	54,143,656.83	2,006,160,043.45
02/12/2010	10/12/2010	190,117,128.40	502,160,168.29	1,125,588,294.56	2,213,372.72	5,059,353.42	1,558,356.84	494,014.38	463,134.81	1,117,593.36	192,824,515.50	507,682,656.52	1,128,264,244.76	1,828,771,416.78	134,836.12	446,074.73	1,210,406.10	114,940,419.76	62,004,883.08	2,007,508,036.57

15. Unpaid Principal Instalments by aging and Outstanding Principal Instalments by residual life

A) Unpaid Principal Instalments by aging

Amounts in Euro

ARREARS (*)	0 - 30 days	31 - 60 days	61 - 90 days	91 - 120 days	121- 180 days	over 181 days	TOTAL
PRINCIPAL	2,331,851.74	1,677,825.72	1,334,511.46	831,268.41	1,049,075.63	1,606,550.02	8,831,082.98
INTEREST	637,758.70	472,438.74	335,210.62	248,697.28	14,384.08	82,827.53	1,791,316.95
TOTAL	2,969,610.44	2,150,264.46	1,669,722.08	1,079,965.69	1,063,459.71	1,689,377.55	10,622,399.93

(*) In this table "arrears" include the Unpaid Principal Instalments and the Unpaid Interest Instalments

B) Outstanding Principal Instalments by residual life

BY STATUS OF CONTRACTS	RESIDUAL LIFE							Total
	Indeterminate	(0-1) month	(2-3) months	(4-6) months	(7-12) months	(2-5) years	more than 5 years	
PERFORMING	-	33,251,988.17	64,834,174.43	95,265,419.07	177,884,139.11	677,799,696.58	643,067,390.19	1,692,102,807.55
DELINQUENT	12,774.68	1,774,897.15	3,388,429.97	5,264,140.67	10,102,448.18	45,425,183.50	59,794,909.55	125,762,783.70
TOTAL	12,774.68	35,026,885.32	68,222,604.40	100,529,559.74	187,986,587.29	723,224,880.08	702,862,299.74	1,817,865,591.25

16. Bond Collateralisation

Amounts in Euro

QUARTERLY COLLECTION PERIOD		NOTES					COLLATERAL			
		Class A1 Series 2008 Notes	Class A2 Series 2008 Notes	Class B Series 2008 Notes	Class C Series 2008 Notes	Class D Series 2008 Notes	Collateral Portfolio (before purchasing Subs. Portf. at the Interest Payment Date)	Cash not used to purchase Subsequent Portfolio (principal)	Subsequent Portfolio (purchased at the Interest Payment Date)	Debt Service Reserve Amount
15/04/2008	03/06/2008	550,000,000.00	1,591,000,000.00	141,000,000.00	61,000,000.00	145,922,536.00	2,413,368,615.66	17,490.47	42,122,382.84	-
03/06/2008	02/09/2008	550,000,000.00	1,591,000,000.00	141,000,000.00	61,000,000.00	145,922,536.00	2,415,152,453.90	18.98	40,377,127.20	35,145,000.00
02/09/2008	02/12/2008	550,000,000.00	1,591,000,000.00	141,000,000.00	61,000,000.00	145,922,536.00	2,411,991,155.55	23,447.38	43,671,391.16	35,145,000.00
02/12/2008	03/03/2009	550,000,000.00	1,591,000,000.00	141,000,000.00	61,000,000.00	145,922,536.00	2,401,814,584.16	3,987.64	54,428,191.92	35,145,000.00
03/03/2009	02/06/2009	550,000,000.00	1,591,000,000.00	141,000,000.00	61,000,000.00	145,922,536.00	2,405,022,386.60	102.41	50,418,138.99	35,145,000.00
02/06/2009	02/09/2009	550,000,000.00	1,591,000,000.00	141,000,000.00	61,000,000.00	145,922,536.00	2,393,458,006.25	727,029.49	61,431,654.71	35,145,000.00
02/09/2009	02/12/2009	497,015,090.00	1,591,000,000.00	141,000,000.00	61,000,000.00	145,922,536.00	2,363,942,006.14	-	-	35,145,000.00
02/12/2009	02/03/2010	373,269,600.00	1,591,000,000.00	141,000,000.00	61,000,000.00	145,922,536.00	2,213,750,055.88	-	-	34,350,226.35
02/03/2010	02/06/2010	248,496,160.00	1,591,000,000.00	141,000,000.00	61,000,000.00	145,922,536.00	2,087,882,928.23	-	-	32,494,044.00
02/06/2010	02/09/2010	131,083,480.00	1,591,000,000.00	141,000,000.00	61,000,000.00	145,922,536.00	1,962,550,491.09	-	-	30,622,442.40
02/09/2010	02/12/2010	14,026,430.00	1,591,000,000.00	141,000,000.00	61,000,000.00	145,922,536.00	1,839,320,626.17	-	-	28,861,252.20
02/12/2010	10/12/2010	-	-	-	-	-	-	-	-	-

(*) Credited into the DSR Account on the relevant Interest Payment Date

17. Portfolio Description (after purchase)

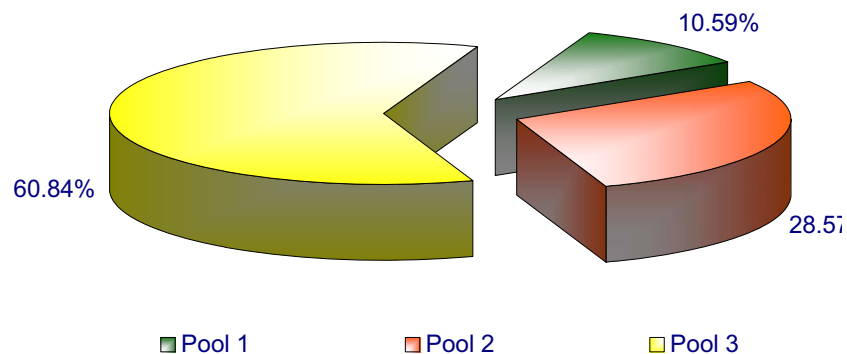
Breakdown of the Outstanding Principal Instalments:

Amounts in Euro

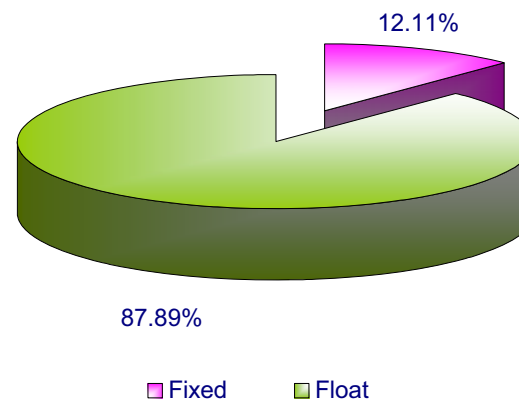
QUARTERLY COLLECTION PERIOD		BY POOL				BY INDEX RATE			BY GEOGRAPHICAL AREA			
		Pool 1	Pool 2	Pool 3	Total	Fixed	Float	Total	Northern Italy	Central Italy	Southern Italy	Total
15/04/2008	03/06/2008	402,078,554.22	935,386,467.04	1,115,222,898.51	2,452,687,919.77	561,131,330.93	1,891,556,588.84	2,452,687,919.77	1,635,450,305.83	547,436,012.07	269,801,601.87	2,452,687,919.77
03/06/2008	02/09/2008	396,690,012.81	916,817,213.97	1,137,604,444.82	2,451,111,671.60	526,941,845.20	1,924,169,826.40	2,451,111,671.60	1,637,876,713.37	546,465,547.89	266,769,410.34	2,451,111,671.60
02/09/2008	02/12/2008	389,973,171.84	901,227,471.45	1,162,374,655.19	2,453,575,298.48	492,890,117.57	1,960,685,180.91	2,453,575,298.48	1,649,490,690.33	541,493,548.94	262,591,059.21	2,453,575,298.48
02/12/2008	03/03/2009	373,172,638.91	887,868,689.11	1,204,347,051.77	2,465,388,379.79	461,658,510.37	2,003,729,869.42	2,465,388,379.79	1,675,020,802.85	530,036,577.87	260,330,999.07	2,465,388,379.79
03/03/2009	02/06/2009	364,799,125.96	873,342,114.19	1,233,584,131.72	2,471,725,371.87	427,786,848.37	2,043,938,523.50	2,471,725,371.87	1,684,356,690.31	530,643,931.81	256,724,749.75	2,471,725,371.87
02/06/2009	02/09/2009	368,645,564.88	854,670,294.62	1,252,848,808.26	2,476,164,667.76	389,460,603.60	2,086,704,064.16	2,476,164,667.76	1,700,901,560.12	522,612,197.63	252,650,910.01	2,476,164,667.76
02/09/2009	02/12/2009	345,923,971.79	819,386,326.18	1,262,638,227.49	2,427,948,525.46	355,949,766.71	2,071,998,758.75	2,427,948,525.46	1,674,326,125.85	507,482,663.83	246,139,735.78	2,427,948,525.46
02/12/2009	02/03/2010	308,875,796.38	753,005,999.37	1,240,882,650.24	2,302,764,445.99	324,373,598.91	1,978,390,847.08	2,302,764,445.99	1,586,496,317.58	481,441,118.23	234,827,010.18	2,302,764,445.99
02/03/2010	02/06/2010	273,459,982.72	688,066,712.51	1,220,664,785.86	2,182,191,481.09	293,926,455.73	1,888,265,025.36	2,182,191,481.09	1,502,601,930.16	457,157,175.41	222,432,375.52	2,182,191,481.09
02/06/2010	02/09/2010	239,852,156.83	623,165,811.20	1,202,012,411.55	2,065,030,379.58	264,704,926.47	1,800,325,453.11	2,065,030,379.58	1,421,808,162.42	431,354,666.95	211,867,550.21	2,065,030,379.58
02/09/2010	02/12/2010	206,760,676.49	557,469,567.40	1,183,653,076.23	1,947,883,320.12	236,105,767.32	1,711,777,552.80	1,947,883,320.12	1,343,531,271.82	404,639,032.39	199,713,015.91	1,947,883,320.12
02/12/2010	10/12/2010	206,011,497.08	555,767,891.36	1,183,499,556.78	1,945,278,945.22	235,518,151.82	1,709,760,793.40	1,945,278,945.22	1,341,420,177.24	404,325,079.20	199,533,688.78	1,945,278,945.22

17.a Portfolio description (after purchase)

Breakdown by Pool of the Outstanding Principal Instalments



Breakdown by Index of the Outstanding Principal Instalments



Breakdown by Pool of the Outstanding Principal Instalments

