

Originator:



Issuer:

Locat SV S.r.l. - Serie 2006

INVESTORS' REPORT

(Euro)



EURO Class A1 Series 2006 Asset-Backed Floating Rate Notes due Issue Price: 100%
EURO Class A2 Series 2006 Asset-Backed Floating Rate Notes due Issue Price: 100%
EURO Class B Series 2006 Asset-Backed Floating Rate Notes due Issue Price: 100%
EURO Class C Series 2006 Asset-Backed Floating Rate Notes due Issue Price: 100%
EURO Class D Series 2006 Asset-Backed Variable Return Notes due Issue Price: 100%

Investors' Report Date

17/09/2016

Quarterly Collection Period:

02/06/2016

02/09/2016

Interest Period:

13/06/2016

12/09/2016

Interest Payment Date:

12/09/2016

This report is freely available on our web site: <http://www.securitisation-services.com>



This Investors Report is based in particular on the Quarterly Servicer's Report and on the Quarterly Payments Report.

Calculations here contained are made in accordance with the criteria described in the Transaction Documents.

Terms and expressions used in this Investors Report have the respective meanings given to them in the Transaction Documents.

All historical data are available on the web site www.securitisation-services.com.



1. Description of the Notes

Issuer: LOCAT SV S.R.L.

Issue Date: 14 December 2006

Joint Lead Managers: Bayerische Hypo-und Vereinsbank AG; HSBC Bank plc; Merrill Lynch International; UniCredit Banca Mobiliare S.p.A.;

Arrangers: UBM-UniCredit Banca Mobiliare S.p.A.

The Notes:

Series	Class A1 Notes	Class A2 Notes	Class B Notes	Class C Notes	Class D Notes
Original Balance	400.000.000,00	1.348.000.000,00	152.000.000,00	64.000.000,00	8.909.866,00
Currency	Euro	Euro	Euro	Euro	Euro
Final Maturity Date	2028	2028	2028	2028	2028
Listing	Irish Stock Exchange	Irish Stock Exchange	Irish Stock Exchange	Irish Stock Exchange	Irish Stock Exchange
ISIN code	IT0004153661	IT0004153679	IT0004153687	IT0004153695	IT0004153885
Common code	027903835	027890563	027890717	027903860	
Clearing	Euroclear	Euroclear	Euroclear	Euroclear	Euroclear
Principal Payments	21 months after the Issue Date - Pass-through (*)	21 months after the Issue Date - Pass-through (*)	21 months after the Issue Date - Pass-through (*)	21 months after the Issue Date - Pass-through (*)	21 months after the Issue Date - Pass-through (*)
Indexation	Euribor 3 month	Euribor 3 month	Euribor 3 month	Euribor 3 month	Euribor 3 month
Spread	0,08%	0,16%	0,35%	0,60%	2%
Original Rating Moody's	Aaa(sf)	Aaa(sf)	A2(sf)	Baa2(sf)	
Current Rating Moody's	---	Aa2(sf)	A1(sf)	Caa2(sf)	
Original Rating Standard and Poor's	AAA(sf)	AAA(sf)	A(sf)	BBB(sf)	
Current Rating Standard and Poor's	---	AA- (sf)	BBB(sf)	CCC(sf)	

Underlying assets for the Notes: Lease receivables

Originator and Servicer: Unicredit Leasing S.p.A.

Interest Payment Dates: means (i) prior the service of a Trigger Notice, the 12th day of March 2007 and, thereafter, the 12th day of March, June, September and December of each year, or if such date is not a Business Day, the immediately following Business Day; and (ii) following the service of a Trigger Notice, the 12th day of each month, or if such date is not a Business Day, the immediately following Business Day

Interest Period: means each period from (and including) an Interest Payment Date to (but excluding) the next following Interest Payment Date, provided that the first Interest Period (the Initial Interest Period) shall begin on (and include) the Issue Date and end on (but exclude) the first Interest Payment Date falling in March 2007

Interest calculation: ACTUAL/360

Computation Agent: Securitisation Services S.p.A.

Corporate Servicer: UniCredit Credit Management Bank S.p.A.

Principal Paying Agent and Custodian Bank: BNP Paribas Securities Services Milan Branch

Account Bank: BNP Paribas Italian Branch

Cash Manager: BNP PARIBAS Asset Management Società di Gestione del Risparmio S.p.A.

Irish Paying Agent: Bank of New York Plc

Representative of the Noteholders: Securitisation Services S.p.A.

Hedging Counterparty: UniCredito Italiano S.p.A.

Quotaholder: SVM Securitisation Vehicles Management S.r.l.

(*) The Revolving Period lasts 21 months



2.a The Notes

CLASS A1 SERIES 2006 NOTES (ISIN code IT0004153661)

Amounts in Euro

INTEREST PERIOD		INTEREST PAYMENT DATE	BEFORE PAYMENTS		Amounts accrued				Payments		After payments		Principal payment due on each Note		
			Outstanding Principal	Unpaid Interest	Principal Due	Accrual Interest Rate	Accrual Period (days)	Accrued Interest	Principal Payments	Interest Payments	Outstanding Principal	Unpaid Interest	Outst. Princ. before payments	Payments	Outst. Princ. after payments
14/12/2006	12/03/2007	12/03/2007	400.000.000,00	-	400.000.000,00	3,75%	88	3.669.306,67	-	3.669.306,67	400.000.000,00	-	100.000,00	-	100.000,00
12/03/2007	12/06/2007	12/06/2007	400.000.000,00	-	400.000.000,00	3,96%	92	4.045.955,56	-	4.045.955,56	400.000.000,00	-	100.000,00	-	100.000,00
12/06/2007	12/09/2007	12/09/2007	400.000.000,00	-	400.000.000,00	4,22%	92	4.311.733,33	-	4.311.733,33	400.000.000,00	-	100.000,00	-	100.000,00
12/09/2007	12/12/2007	12/12/2007	400.000.000,00	-	400.000.000,00	4,83%	91	4.881.644,44	-	4.881.644,44	400.000.000,00	-	100.000,00	-	100.000,00
12/12/2007	12/03/2008	12/03/2008	400.000.000,00	-	400.000.000,00	4,98%	91	5.037.355,56	-	5.037.355,56	400.000.000,00	-	100.000,00	-	100.000,00
12/03/2008	12/06/2008	12/06/2008	400.000.000,00	-	400.000.000,00	4,64%	92	4.741.066,67	-	4.741.066,67	400.000.000,00	-	100.000,00	-	100.000,00
12/06/2008	12/09/2008	12/09/2008	400.000.000,00	-	400.000.000,00	5,04%	92	5.152.000,00	62.812.080,00	5.152.000,00	337.187.920,00	-	100.000,00	15.703,02	84.296,98
12/09/2008	12/12/2008	12/12/2008	337.187.920,00	-	337.187.920,00	5,04%	91	4.294.921,76	165.076.880,00	4.294.921,76	172.111.040,00	-	84.296,98	41.269,22	43.027,76
12/12/2008	12/03/2009	12/03/2009	172.111.040,00	-	172.111.040,00	3,46%	90	1.487.039,39	165.904.800,00	1.487.039,39	6.206.240,00	-	43.027,76	41.476,20	1.551,56
12/03/2009	12/06/2009	12/06/2009	6.206.240,00	-	6.206.240,00	1,77%	92	28.025,31	6.206.240,00	28.025,31	-	-	1.551,56	1.551,56	-



2.b The Notes

CLASS A2 SERIES 2006 NOTES (ISIN code IT0004153679)

Amounts in Euro

INTEREST PERIOD	INTEREST PAYMENT DATE	BEFORE PAYMENTS		Amounts accrued				Payments		After payments		Principal payment due on each Note			
		Outstanding Principal	Unpaid Interest	Principal Due	Accrual Interest Rate	Accrual Period (days)	Accrued Interest	Principal Payments	Interest Payments	Outstanding Principal	Unpaid Interest	Outst. Princ. before payments	Payments	Outst. Princ. after payments	
14/12/2006	12/03/2007	12/03/2007	1.348.000.000,00	-	1.348.000.000,00	3,833%	88	12.629.172,36	-	12.629.172,36	1.348.000.000,00	-	100.000,00	-	100.000,00
12/03/2007	12/06/2007	12/06/2007	1.348.000.000,00	-	1.348.000.000,00	4,038%	92	13.910.461,33	-	13.910.461,33	1.348.000.000,00	-	100.000,00	-	100.000,00
12/06/2007	12/09/2007	12/09/2007	1.348.000.000,00	-	1.348.000.000,00	4,298%	92	14.806.132,44	-	14.806.132,44	1.348.000.000,00	-	100.000,00	-	100.000,00
12/09/2007	12/12/2007	12/12/2007	1.348.000.000,00	-	1.348.000.000,00	4,908%	91	16.723.737,33	-	16.723.737,33	1.348.000.000,00	-	100.000,00	-	100.000,00
12/12/2007	12/03/2008	12/03/2008	1.348.000.000,00	-	1.348.000.000,00	5,062%	91	17.248.483,78	-	17.248.483,78	1.348.000.000,00	-	100.000,00	-	100.000,00
12/03/2008	12/06/2008	12/06/2008	1.348.000.000,00	-	1.348.000.000,00	4,718%	92	16.252.985,78	-	16.252.985,78	1.348.000.000,00	-	100.000,00	-	100.000,00
12/06/2008	12/09/2008	12/09/2008	1.348.000.000,00	-	1.348.000.000,00	5,120%	92	17.637.831,11	-	17.637.831,11	1.348.000.000,00	-	100.000,00	-	100.000,00
12/09/2008	12/12/2008	12/12/2008	1.348.000.000,00	-	1.348.000.000,00	5,119%	91	17.442.708,11	-	17.442.708,11	1.348.000.000,00	-	100.000,00	-	100.000,00
12/12/2008	12/03/2009	12/03/2009	1.348.000.000,00	-	1.348.000.000,00	3,536%	90	11.916.320,00	-	11.916.320,00	1.348.000.000,00	-	100.000,00	-	100.000,00
12/03/2009	12/06/2009	12/06/2009	1.348.000.000,00	-	1.348.000.000,00	1,847%	92	6.362.709,78	139.761.314,00	6.362.709,78	1.208.238.686,00	-	100.000,00	10.368,05	89.631,95
12/06/2009	14/09/2009	14/09/2009	1.208.238.686,00	-	1.208.238.686,00	1,443%	94	4.552.442,00	121.332.401,60	4.552.442,00	1.086.906.284,40	-	89.631,95	9.000,92	80.631,03
14/09/2009	14/12/2009	14/12/2009	1.086.906.284,40	-	1.086.906.284,40	0,938%	91	2.577.115,18	112.770.579,60	2.577.115,18	974.135.704,80	-	80.631,03	8.365,77	72.265,26
14/12/2009	12/03/2010	12/03/2010	974.135.704,80	-	974.135.704,80	0,874%	88	2.081.186,81	96.094.606,40	2.081.186,81	878.041.098,40	-	72.265,26	7.128,68	65.136,58
12/03/2010	14/06/2010	14/06/2010	878.041.098,40	-	878.041.098,40	0,811%	94	1.859.349,59	91.826.164,40	1.859.349,59	786.214.934,00	-	65.136,58	6.812,03	58.324,55
14/06/2010	13/09/2010	13/09/2010	786.214.934,00	-	786.214.934,00	0,878%	91	1.744.916,69	83.604.038,40	1.744.916,69	702.610.895,60	-	58.324,55	6.202,08	52.122,47
13/09/2010	13/12/2010	13/12/2010	702.610.895,60	-	702.610.895,60	1,039%	91	1.845.309,93	76.505.470,40	1.845.309,93	626.105.425,20	-	52.122,47	5.675,48	46.446,99
13/12/2010	14/03/2011	14/03/2011	626.105.425,20	-	626.105.425,20	1,189%	91	1.881.777,25	72.258.731,20	1.881.777,25	553.846.694,00	-	46.446,99	5.360,44	41.086,55
14/03/2011	13/06/2011	13/06/2011	553.846.694,00	-	553.846.694,00	1,335%	91	1.869.001,82	61.494.277,20	1.869.001,82	492.352.416,80	-	41.086,55	4.561,89	36.524,66
13/06/2011	12/09/2011	12/09/2011	492.352.416,80	-	492.352.416,80	1,624%	91	2.021.161,38	51.178.976,80	2.021.161,38	441.173.440,00	-	36.524,66	3.796,66	32.728,00
12/09/2011	12/12/2011	12/12/2011	441.173.440,00	-	441.173.440,00	1,692%	91	1.886.898,80	46.078.010,00	1.886.898,80	395.095.430,00	-	32.728,00	3.418,25	29.309,75
12/12/2011	12/03/2012	12/03/2012	395.095.430,00	-	395.095.430,00	1,630%	91	1.627.902,92	41.527.431,60	1.627.902,92	353.567.998,40	-	29.309,75	3.080,67	26.229,08
12/03/2012	12/06/2012	12/06/2012	353.567.998,40	-	353.567.998,40	1,062%	92	959.583,55	37.250.092,80	959.583,55	316.317.905,60	-	26.229,08	2.763,36	23.465,72
12/06/2012	12/09/2012	12/09/2012	316.317.905,60	-	316.317.905,60	0,823%	92	665.286,85	35.025.488,40	665.286,85	281.292.417,20	-	23.465,72	2.598,33	20.867,39
12/09/2012	12/12/2012	12/12/2012	281.292.417,20	-	281.292.417,20	0,421%	91	299.349,83	40.025.624,80	299.349,83	241.266.792,40	-	20.867,39	2.969,26	17.898,13
12/12/2012	12/03/2013	12/03/2013	241.266.792,40	-	241.266.792,40	0,343%	90	206.886,27	33.311.506,40	206.886,27	207.955.286,00	-	17.898,13	2.471,18	15.426,95
12/03/2013	12/06/2013	12/06/2013	207.955.286,00	-	207.955.286,00	0,361%	92	191.850,30	29.577.681,20	191.850,30	178.377.604,80	-	15.426,95	2.194,19	13.232,76
12/06/2013	12/09/2013	12/09/2013	178.377.604,80	-	178.377.604,80	0,364%	92	165.930,81	32.259.796,80	165.930,81	146.117.808,00	-	13.232,76	2.393,16	10.839,60
12/09/2013	12/12/2013	12/12/2013	146.117.808,00	-	146.117.808,00	0,385%	91	142.201,04	24.271.009,60	142.201,04	121.846.798,40	-	10.839,60	1.800,52	9.039,08
12/12/2013	12/03/2014	12/03/2014	121.846.798,40	-	121.846.798,40	0,420%	90	127.939,14	20.479.355,20	127.939,14	101.367.443,20	-	9.039,08	1.519,24	7.519,84
12/03/2014	12/06/2014	12/06/2014	101.367.443,20	-	101.367.443,20	0,467%	92	120.976,41	20.655.269,20	120.976,41	80.712.174,00	-	7.519,84	1.532,29	5.987,55
12/06/2014	12/09/2014	12/09/2014	80.712.174,00	-	80.712.174,00	0,423%	92	87.249,86	18.792.468,00	87.249,86	61.919.706,00	-	5.987,55	1.394,10	4.593,45
12/09/2014	12/12/2014	12/12/2014	61.919.706,00	-	61.919.706,00	0,247%	91	38.660,26	18.474.340,00	38.660,26	43.445.366,00	-	4.593,45	1.370,50	3.222,95
12/12/2014	12/03/2015	12/03/2015	43.445.366,00	-	43.445.366,00	0,243%	90	26.393,06	20.167.562,80	26.393,06	23.277.803,20	-	3.222,95	1.496,11	1.726,84
12/03/2015	12/06/2015	12/06/2015	23.277.803,20	-	6.255.663,60	0,192%	92	11.421,64	17.022.139,60	11.421,64	6.255.663,60	-	1.726,84	1.262,77	464,07
12/06/2015	14/09/2015	14/09/2015	6.255.663,60	-	6.255.663,60	0,146%	94	2.384,80	6.255.663,60	2.384,80	-	-	-	-	-



2.c The Notes

CLASS B SERIES 2006 NOTES (ISIN code IT0004153687)

Amounts in Euro

INTEREST PERIOD		INTEREST PAYMENT DATE	BEFORE PAYMENTS		Amounts accrued				Payments		After payments		Principal payment due on each Note		
			Outstanding Principal	Unpaid Interest	Principal Due	Accrual Interest Rate	Accrual Period (days)	Accrued Interest	Principal Payments	Interest Payments	Outstanding Principal	Unpaid Interest	Outst. Princ. before payments	Payments	Outst. Princ. after payments
14/12/2006	12/03/2007	12/03/2007	152.000.000,00	-	152.000.000,00	4,023%	88	1.494.656,53	-	1.494.656,53	152.000.000,00	-	100.000,00	-	100.000,00
12/03/2007	12/06/2007	12/06/2007	152.000.000,00	-	152.000.000,00	4,228%	92	1.642.343,11	-	1.642.343,11	152.000.000,00	-	100.000,00	-	100.000,00
12/06/2007	12/09/2007	12/09/2007	152.000.000,00	-	152.000.000,00	4,488%	92	1.743.338,67	-	1.743.338,67	152.000.000,00	-	100.000,00	-	100.000,00
12/09/2007	12/12/2007	12/12/2007	152.000.000,00	-	152.000.000,00	5,098%	91	1.958.764,89	-	1.958.764,89	152.000.000,00	-	100.000,00	-	100.000,00
12/12/2007	12/03/2008	12/03/2008	152.000.000,00	-	152.000.000,00	5,252%	91	2.017.935,11	-	2.017.935,11	152.000.000,00	-	100.000,00	-	100.000,00
12/03/2008	12/06/2008	12/06/2008	152.000.000,00	-	152.000.000,00	4,908%	92	1.906.485,33	-	1.906.485,33	152.000.000,00	-	100.000,00	-	100.000,00
12/06/2008	12/09/2008	12/09/2008	152.000.000,00	-	152.000.000,00	5,310%	92	2.062.640,00	-	2.062.640,00	152.000.000,00	-	100.000,00	-	100.000,00
12/09/2008	12/12/2008	12/12/2008	152.000.000,00	-	152.000.000,00	5,309%	91	2.039.835,78	-	2.039.835,78	152.000.000,00	-	100.000,00	-	100.000,00
12/12/2008	12/03/2009	12/03/2009	152.000.000,00	-	152.000.000,00	3,726%	90	1.415.880,00	-	1.415.880,00	152.000.000,00	-	100.000,00	-	100.000,00
12/03/2009	12/06/2009	12/06/2009	152.000.000,00	-	152.000.000,00	2,037%	92	791.261,33	-	791.261,33	152.000.000,00	-	100.000,00	-	100.000,00
12/06/2009	14/09/2009	14/09/2009	152.000.000,00	-	152.000.000,00	1,633%	94	648.119,56	-	648.119,56	152.000.000,00	-	100.000,00	-	100.000,00
14/09/2009	14/12/2009	14/12/2009	152.000.000,00	-	152.000.000,00	1,128%	91	433.402,67	-	433.402,67	152.000.000,00	-	100.000,00	-	100.000,00
14/12/2009	12/03/2010	12/03/2010	152.000.000,00	-	152.000.000,00	1,064%	88	395.335,11	-	395.335,11	152.000.000,00	-	100.000,00	-	100.000,00
12/03/2010	14/06/2010	14/06/2010	152.000.000,00	-	152.000.000,00	1,001%	94	397.285,78	-	397.285,78	152.000.000,00	-	100.000,00	-	100.000,00
14/06/2010	13/09/2010	13/09/2010	152.000.000,00	-	152.000.000,00	1,068%	91	410.349,33	-	410.349,33	152.000.000,00	-	100.000,00	-	100.000,00
13/09/2010	13/12/2010	13/12/2010	152.000.000,00	-	152.000.000,00	1,229%	91	472.209,11	-	472.209,11	152.000.000,00	-	100.000,00	-	100.000,00
13/12/2010	14/03/2011	14/03/2011	152.000.000,00	-	152.000.000,00	1,379%	91	529.842,44	-	529.842,44	152.000.000,00	-	100.000,00	-	100.000,00
14/03/2011	13/06/2011	13/06/2011	152.000.000,00	-	152.000.000,00	1,525%	91	585.938,89	-	585.938,89	152.000.000,00	-	100.000,00	-	100.000,00
13/06/2011	12/09/2011	12/09/2011	152.000.000,00	-	152.000.000,00	1,814%	91	696.979,11	-	696.979,11	152.000.000,00	-	100.000,00	-	100.000,00
12/09/2011	12/12/2011	12/12/2011	152.000.000,00	-	152.000.000,00	1,882%	91	723.106,22	-	723.106,22	152.000.000,00	-	100.000,00	-	100.000,00
12/12/2011	12/03/2012	12/03/2012	152.000.000,00	-	152.000.000,00	1,820%	91	699.284,44	-	699.284,44	152.000.000,00	-	100.000,00	-	100.000,00
12/03/2012	12/06/2012	12/06/2012	152.000.000,00	-	152.000.000,00	1,252%	92	486.332,44	-	486.332,44	152.000.000,00	-	100.000,00	-	100.000,00
12/06/2012	12/09/2012	12/09/2012	152.000.000,00	-	152.000.000,00	1,013%	92	393.494,22	-	393.494,22	152.000.000,00	-	100.000,00	-	100.000,00
12/09/2012	12/12/2012	12/12/2012	152.000.000,00	-	152.000.000,00	0,811%	91	234.759,78	-	234.759,78	152.000.000,00	-	100.000,00	-	100.000,00
12/12/2012	12/03/2013	12/03/2013	152.000.000,00	-	152.000.000,00	0,533%	90	202.540,00	-	202.540,00	152.000.000,00	-	100.000,00	-	100.000,00
12/03/2013	12/06/2013	12/06/2013	152.000.000,00	-	152.000.000,00	0,551%	92	214.032,89	-	214.032,89	152.000.000,00	-	100.000,00	-	100.000,00
12/06/2013	12/09/2013	12/09/2013	152.000.000,00	-	152.000.000,00	0,554%	92	215.198,22	-	215.198,22	152.000.000,00	-	100.000,00	-	100.000,00
12/09/2013	12/12/2013	12/12/2013	152.000.000,00	-	152.000.000,00	0,575%	91	220.927,78	-	220.927,78	152.000.000,00	-	100.000,00	-	100.000,00
12/12/2013	12/03/2014	12/03/2014	152.000.000,00	-	152.000.000,00	0,610%	90	231.800,00	-	231.800,00	152.000.000,00	-	100.000,00	-	100.000,00
12/03/2014	12/06/2014	12/06/2014	152.000.000,00	-	152.000.000,00	0,657%	92	255.208,00	-	255.208,00	152.000.000,00	-	100.000,00	-	100.000,00
12/06/2014	12/09/2014	12/09/2014	152.000.000,00	-	152.000.000,00	0,613%	92	238.116,44	-	238.116,44	152.000.000,00	-	100.000,00	-	100.000,00
12/09/2014	12/12/2014	12/12/2014	152.000.000,00	-	152.000.000,00	0,437%	91	167.905,11	-	167.905,11	152.000.000,00	-	100.000,00	-	100.000,00
12/12/2014	12/03/2015	12/03/2015	152.000.000,00	-	152.000.000,00	0,433%	90	164.540,00	-	164.540,00	152.000.000,00	-	100.000,00	-	100.000,00
12/03/2015	12/06/2015	12/06/2015	152.000.000,00	-	152.000.000,00	0,382%	92	148.385,78	-	148.385,78	152.000.000,00	-	100.000,00	-	100.000,00
12/06/2015	14/09/2015	14/09/2015	152.000.000,00	-	152.000.000,00	0,336%	94	133.354,67	12.877.181,60	133.354,67	139.122.818,40	-	100.000,00	8.471,83	91.528,17
14/09/2015	14/12/2015	14/12/2015	139.122.818,40	-	139.122.818,40	0,314%	91	110.424,87	17.210.838,40	110.424,87	121.911.980,00	-	91.528,17	11.322,92	80.205,25
14/12/2015	14/03/2016	14/03/2016	121.911.980,00	-	121.911.980,00	0,225%	91	69.337,44	12.961.724,00	69.337,44	108.950.256,00	-	80.205,25	8.527,45	71.677,80
14/03/2016	13/06/2016	13/06/2016	108.950.256,00	-	108.950.256,00	0,121%	91	33.323,65	11.846.849,60	33.323,65	97.103.406,40	-	71.677,80	7.793,98	63.883,82
13/06/2016	12/09/2016	12/09/2016	97.103.406,40	-	97.103.406,40	0,088%	91	21.600,11	11.939.478,40	21.600,11	85.163.928,00	-	63.883,82	7.854,92	56.028,90



2.d The Notes

CLASS C SERIES 2006 NOTES (ISIN code IT0004153695)

Amounts in Euro

INTEREST PERIOD		INTEREST PAYMENT DATE	BEFORE PAYMENTS		Amounts accrued				Payments		After payments		Principal payment due on each Note		
			Outstanding Principal	Unpaid Interest	Principal Due	Accrual Interest Rate	Accrual Period (days)	Accrued Interest	Principal Payments	Interest Payments	Outstanding Principal	Unpaid Interest	Outst. Princ. before payments	Payments	Outst. Princ. after payments
14/12/2006	12/03/2007	12/03/2007	64.000.000,00	-	64.000.000,00	4,273%	88	668.440,18	-	668.440,18	64.000.000,00	-	100.000,00	-	100.000,00
12/03/2007	12/06/2007	12/06/2007	64.000.000,00	-	64.000.000,00	4,478%	92	732.401,78	-	732.401,78	64.000.000,00	-	100.000,00	-	100.000,00
12/06/2007	12/09/2007	12/09/2007	64.000.000,00	-	64.000.000,00	4,738%	92	774.926,22	-	774.926,22	64.000.000,00	-	100.000,00	-	100.000,00
12/09/2007	12/12/2007	12/12/2007	64.000.000,00	-	64.000.000,00	5,348%	91	865.187,56	-	865.187,56	64.000.000,00	-	100.000,00	-	100.000,00
12/12/2007	12/03/2008	12/03/2008	64.000.000,00	-	64.000.000,00	5,502%	91	890.101,33	-	890.101,33	64.000.000,00	-	100.000,00	-	100.000,00
12/03/2008	12/06/2008	12/06/2008	64.000.000,00	-	64.000.000,00	5,158%	92	843.619,56	-	843.619,56	64.000.000,00	-	100.000,00	-	100.000,00
12/06/2008	12/09/2008	12/09/2008	64.000.000,00	-	64.000.000,00	5,560%	92	909.368,89	-	909.368,89	64.000.000,00	-	100.000,00	-	100.000,00
12/09/2008	12/12/2008	12/12/2008	64.000.000,00	-	64.000.000,00	5,559%	91	899.322,67	-	899.322,67	64.000.000,00	-	100.000,00	-	100.000,00
12/12/2008	12/03/2009	12/03/2009	64.000.000,00	-	64.000.000,00	3,976%	90	636.160,00	-	636.160,00	64.000.000,00	-	100.000,00	-	100.000,00
12/03/2009	12/06/2009	12/06/2009	64.000.000,00	-	64.000.000,00	2,287%	92	374.051,56	-	374.051,56	64.000.000,00	-	100.000,00	-	100.000,00
12/06/2009	14/09/2009	14/09/2009	64.000.000,00	-	64.000.000,00	1,883%	94	314.670,22	-	314.670,22	64.000.000,00	-	100.000,00	-	100.000,00
14/09/2009	14/12/2009	14/12/2009	64.000.000,00	-	64.000.000,00	1,378%	91	222.929,78	-	222.929,78	64.000.000,00	-	100.000,00	-	100.000,00
14/12/2009	12/03/2010	12/03/2010	64.000.000,00	-	64.000.000,00	1,314%	88	205.568,00	-	205.568,00	64.000.000,00	-	100.000,00	-	100.000,00
12/03/2010	14/06/2010	14/06/2010	64.000.000,00	-	64.000.000,00	1,251%	94	209.056,00	-	209.056,00	64.000.000,00	-	100.000,00	-	100.000,00
14/06/2010	13/09/2010	13/09/2010	64.000.000,00	-	64.000.000,00	1,318%	91	213.223,11	-	213.223,11	64.000.000,00	-	100.000,00	-	100.000,00
13/09/2010	13/12/2010	13/12/2010	64.000.000,00	-	64.000.000,00	1,479%	91	239.269,33	-	239.269,33	64.000.000,00	-	100.000,00	-	100.000,00
13/12/2010	14/03/2011	14/03/2011	64.000.000,00	-	64.000.000,00	1,629%	91	263.536,00	-	263.536,00	64.000.000,00	-	100.000,00	-	100.000,00
14/03/2011	13/06/2011	13/06/2011	64.000.000,00	-	64.000.000,00	1,775%	91	287.155,56	-	287.155,56	64.000.000,00	-	100.000,00	-	100.000,00
13/06/2011	12/09/2011	12/09/2011	64.000.000,00	-	64.000.000,00	2,064%	91	333.909,33	-	333.909,33	64.000.000,00	-	100.000,00	-	100.000,00
12/09/2011	12/12/2011	12/12/2011	64.000.000,00	-	64.000.000,00	2,132%	91	344.910,22	-	344.910,22	64.000.000,00	-	100.000,00	-	100.000,00
12/12/2011	12/03/2012	12/03/2012	64.000.000,00	-	64.000.000,00	2,070%	91	334.880,00	-	334.880,00	64.000.000,00	-	100.000,00	-	100.000,00
12/03/2012	12/06/2012	12/06/2012	64.000.000,00	-	64.000.000,00	1,502%	92	245.660,44	-	245.660,44	64.000.000,00	-	100.000,00	-	100.000,00
12/06/2012	12/09/2012	12/09/2012	64.000.000,00	-	64.000.000,00	1,263%	92	206.570,67	-	206.570,67	64.000.000,00	-	100.000,00	-	100.000,00
12/09/2012	12/12/2012	12/12/2012	64.000.000,00	-	64.000.000,00	0,861%	91	139.290,67	-	139.290,67	64.000.000,00	-	100.000,00	-	100.000,00
12/12/2012	12/03/2013	12/03/2013	64.000.000,00	-	64.000.000,00	0,783%	90	125.280,00	-	125.280,00	64.000.000,00	-	100.000,00	-	100.000,00
12/03/2013	12/06/2013	12/06/2013	64.000.000,00	-	64.000.000,00	0,801%	92	131.008,00	-	131.008,00	64.000.000,00	-	100.000,00	-	100.000,00
12/06/2013	12/09/2013	12/09/2013	64.000.000,00	-	64.000.000,00	0,804%	92	131.498,67	-	131.498,67	64.000.000,00	-	100.000,00	-	100.000,00
12/09/2013	12/12/2013	12/12/2013	64.000.000,00	-	64.000.000,00	0,825%	91	133.466,67	-	133.466,67	64.000.000,00	-	100.000,00	-	100.000,00
12/12/2013	12/03/2014	12/03/2014	64.000.000,00	-	64.000.000,00	0,860%	90	137.600,00	-	137.600,00	64.000.000,00	-	100.000,00	-	100.000,00
12/03/2014	12/06/2014	12/06/2014	64.000.000,00	-	64.000.000,00	0,907%	92	148.344,89	-	148.344,89	64.000.000,00	-	100.000,00	-	100.000,00
12/06/2014	12/09/2014	12/09/2014	64.000.000,00	-	64.000.000,00	0,863%	92	141.148,44	-	141.148,44	64.000.000,00	-	100.000,00	-	100.000,00
12/09/2014	12/12/2014	12/12/2014	64.000.000,00	-	64.000.000,00	0,887%	91	111.141,33	-	111.141,33	64.000.000,00	-	100.000,00	-	100.000,00
12/12/2014	12/03/2015	12/03/2015	64.000.000,00	-	64.000.000,00	0,883%	90	109.280,00	-	109.280,00	64.000.000,00	-	100.000,00	-	100.000,00
12/03/2015	12/06/2015	12/06/2015	64.000.000,00	-	64.000.000,00	0,832%	92	103.367,11	-	103.367,11	64.000.000,00	-	100.000,00	-	100.000,00
12/06/2015	14/09/2015	14/09/2015	64.000.000,00	-	64.000.000,00	0,586%	94	97.927,11	-	97.927,11	64.000.000,00	-	100.000,00	-	100.000,00
14/09/2015	14/12/2015	14/12/2015	64.000.000,00	-	64.000.000,00	0,564%	91	91.242,67	-	91.242,67	64.000.000,00	-	100.000,00	-	100.000,00
14/12/2015	14/03/2016	14/03/2016	64.000.000,00	-	64.000.000,00	0,475%	91	76.844,44	-	76.844,44	64.000.000,00	-	100.000,00	-	100.000,00
14/03/2016	13/06/2016	13/06/2016	64.000.000,00	-	64.000.000,00	0,371%	91	60.019,56	-	60.019,56	64.000.000,00	-	100.000,00	-	100.000,00
13/06/2016	12/09/2016	12/09/2016	64.000.000,00	-	64.000.000,00	0,338%	91	54.680,89	-	54.680,89	64.000.000,00	-	100.000,00	-	100.000,00



2.e The Notes

CLASS D SERIES 2006 NOTES (ISIN code IT0004153885)

Amounts in Euro

INTEREST PERIOD	INTEREST PAYMENT DATE	BEFORE PAYMENTS		Amounts accrued				Payments		After payments		Principal payment due on each Note			
		Outstanding Principal	Unpaid Interest	Principal Due	Class D Base Interest	Accrual Period (days)	Accrued Interest	Principal Payments	Interest Payments	Outstanding Principal	Unpaid Interest	Outst. Princ. before payments	Payments	Outst. Princ. after payments	
14/12/2006	12/03/2007	12/03/2007	8.909.866,00	-	8.909.866,00	5,673%	88	123.549,55	-	123.549,55	8.909.866,00	-	90.917,00	-	90.917,00
12/03/2007	12/06/2007	12/06/2007	8.909.866,00	-	8.909.866,00	5,878%	92	133.840,05	-	133.840,05	8.909.866,00	-	90.917,00	-	90.917,00
12/06/2007	12/09/2007	12/09/2007	8.909.866,00	-	8.909.866,00	6,138%	92	139.760,16	-	139.760,16	8.909.866,00	-	90.917,00	-	90.917,00
12/09/2007	12/12/2007	12/12/2007	8.909.866,00	-	8.909.866,00	6,748%	91	151.979,54	-	151.979,54	8.909.866,00	-	90.917,00	-	90.917,00
12/12/2007	12/03/2008	12/03/2008	8.909.866,00	-	8.909.866,00	6,902%	91	155.447,96	-	155.447,96	8.909.866,00	-	90.917,00	-	90.917,00
12/03/2008	12/06/2008	12/06/2008	8.909.866,00	-	8.909.866,00	6,558%	92	149.323,41	-	149.323,41	8.909.866,00	-	90.917,00	-	90.917,00
12/06/2008	12/09/2008	12/09/2008	8.909.866,00	-	8.909.866,00	6,960%	92	158.476,82	-	158.476,82	8.909.866,00	-	90.917,00	-	90.917,00
12/09/2008	12/12/2008	12/12/2008	8.909.866,00	-	8.909.866,00	6,959%	91	156.731,72	-	156.731,72	8.909.866,00	-	90.917,00	-	90.917,00
12/12/2008	12/03/2009	12/03/2009	8.909.866,00	-	8.909.866,00	5,376%	90	119.748,60	-	-	8.909.866,00	119.748,60	90.917,00	-	90.917,00
12/03/2009	12/06/2009	12/06/2009	8.909.866,00	119.748,60	8.909.866,00	3,687%	92	83.951,73	-	-	8.909.866,00	203.700,33	90.917,00	-	90.917,00
12/06/2009	14/09/2009	14/09/2009	8.909.866,00	203.700,33	8.909.866,00	3,283%	94	76.377,85	-	-	8.909.866,00	280.078,18	90.917,00	-	90.917,00
14/09/2009	14/12/2009	14/12/2009	8.909.866,00	280.078,18	8.909.866,00	2,778%	91	62.566,56	-	-	8.909.866,00	342.644,74	90.917,00	-	90.917,00
14/12/2009	12/03/2010	12/03/2010	8.909.866,00	342.644,74	8.909.866,00	2,714%	88	59.110,03	-	-	8.909.866,00	401.754,77	90.917,00	-	90.917,00
12/03/2010	14/06/2010	14/06/2010	8.909.866,00	401.754,77	8.909.866,00	2,651%	94	61.674,59	-	-	8.909.866,00	463.429,36	90.917,00	-	90.917,00
14/06/2010	13/09/2010	13/09/2010	8.909.866,00	463.429,36	8.909.866,00	2,718%	91	61.215,23	-	-	8.909.866,00	524.644,59	90.917,00	-	90.917,00
13/09/2010	13/12/2010	13/12/2010	8.909.866,00	524.644,59	8.909.866,00	2,879%	91	64.841,30	-	-	8.909.866,00	589.485,89	90.917,00	-	90.917,00
13/12/2010	14/03/2011	14/03/2011	8.909.866,00	589.485,89	8.909.866,00	3,029%	91	68.219,63	-	-	8.909.866,00	657.705,52	90.917,00	-	90.917,00
14/03/2011	13/06/2011	13/06/2011	8.909.866,00	657.705,52	8.909.866,00	3,175%	91	71.507,86	-	-	8.909.866,00	729.213,38	90.917,00	-	90.917,00
13/06/2011	12/09/2011	12/09/2011	8.909.866,00	729.213,38	8.909.866,00	3,464%	91	79.016,77	-	-	8.909.866,00	807.230,15	90.917,00	-	90.917,00
12/09/2011	12/12/2011	12/12/2011	8.909.866,00	807.230,15	8.909.866,00	3,532%	91	79.548,27	-	-	8.909.866,00	886.778,42	90.917,00	-	90.917,00
12/12/2011	12/03/2012	12/03/2012	8.909.866,00	886.778,42	8.909.866,00	3,470%	91	78.151,90	-	-	8.909.866,00	964.930,32	90.917,00	-	90.917,00
12/03/2012	12/06/2012	12/06/2012	8.909.866,00	964.930,32	8.909.866,00	2,902%	92	66.077,55	-	-	8.909.866,00	1.031.007,87	90.917,00	-	90.917,00
12/06/2012	12/09/2012	12/09/2012	8.909.866,00	1.031.007,87	8.909.866,00	2,663%	92	60.635,60	-	-	8.909.866,00	1.091.643,47	90.917,00	-	90.917,00
12/09/2012	12/12/2012	12/12/2012	8.909.866,00	1.091.643,47	8.909.866,00	2,261%	91	50.922,61	-	-	8.909.866,00	1.142.566,08	90.917,00	-	90.917,00
12/12/2012	12/03/2013	12/03/2013	8.909.866,00	1.142.566,08	8.909.866,00	2,183%	90	48.625,59	-	-	8.909.866,00	1.191.191,67	90.917,00	-	90.917,00
12/03/2013	12/06/2013	12/06/2013	8.909.866,00	1.191.191,67	8.909.866,00	2,201%	92	50.116,02	-	-	8.909.866,00	1.241.307,69	90.917,00	-	90.917,00
12/06/2013	12/09/2013	12/09/2013	8.909.866,00	1.241.307,69	8.909.866,00	2,204%	92	50.184,33	-	-	8.909.866,00	1.291.492,02	90.917,00	-	90.917,00
12/09/2013	12/12/2013	12/12/2013	8.909.866,00	1.291.492,02	8.909.866,00	2,225%	91	50.111,81	-	-	8.909.866,00	1.341.603,83	90.917,00	-	90.917,00
12/12/2013	12/03/2014	12/03/2014	8.909.866,00	1.341.603,83	8.909.866,00	2,260%	90	50.340,74	-	-	8.909.866,00	1.391.944,57	90.917,00	-	90.917,00
12/03/2014	12/06/2014	12/06/2014	8.909.866,00	1.391.944,57	8.909.866,00	2,307%	92	52.529,60	-	-	8.909.866,00	1.444.474,17	90.917,00	-	90.917,00
12/06/2014	12/09/2014	12/09/2014	8.909.866,00	1.444.474,17	8.909.866,00	2,263%	92	51.527,74	-	-	8.909.866,00	1.496.001,91	90.917,00	-	90.917,00
12/09/2014	12/12/2014	12/12/2014	8.909.866,00	1.496.001,91	8.909.866,00	2,087%	91	47.003,75	-	-	8.909.866,00	1.543.005,66	90.917,00	-	90.917,00
12/12/2014	12/03/2015	12/03/2015	8.909.866,00	1.543.005,66	8.909.866,00	2,083%	90	46.398,13	-	-	8.909.866,00	1.589.403,79	90.917,00	-	90.917,00
12/03/2015	12/06/2015	12/06/2015	8.909.866,00	1.589.403,79	8.909.866,00	2,032%	92	46.267,94	-	-	8.909.866,00	1.635.671,73	90.917,00	-	90.917,00
12/06/2015	14/09/2015	14/09/2015	8.909.866,00	1.635.671,73	8.909.866,00	1,986%	94	46.203,60	-	-	8.909.866,00	1.681.875,33	90.917,00	-	90.917,00
14/09/2015	14/12/2015	14/12/2015	8.909.866,00	1.681.875,33	8.909.866,00	1,964%	91	44.233,52	-	-	8.909.866,00	1.726.108,85	90.917,00	-	90.917,00
14/12/2015	14/03/2016	14/03/2016	8.909.866,00	1.726.108,85	8.909.866,00	1,875%	91	42.229,05	-	-	8.909.866,00	1.768.337,90	90.917,00	-	90.917,00
14/03/2016	13/06/2016	13/06/2016	8.909.866,00	1.768.337,90	8.909.866,00	1,771%	91	39.886,75	-	-	8.909.866,00	1.808.224,65	90.917,00	-	90.917,00
13/06/2016	12/09/2016	12/09/2016	8.909.866,00	1.808.224,65	8.909.866,00	1,738%	91	39.143,52	-	-	8.909.866,00	1.847.368,17	90.917,00	-	90.917,00



Pool Factor

Class of Notes	INTEREST PAYMENT DATE	Original Outstanding Principal	Principal Payments	Outstanding Principal after payments	Current pool factor
		(A)	(B)	(C)	(D)=(C)/(A)
CLASS A1 SERIES 2006 NOTES (ISIN code IT0004153661)	12/09/2016	-	-	-	-
CLASS A2 SERIES 2006 NOTES (ISIN code IT0004153679)	12/09/2016	-	-	-	-
CLASS B SERIES 2006 NOTES (ISIN code IT0004153687)	12/09/2016	152.000.000,00	11.939.478,40	85.163.928,00	56,02890%
CLASS C SERIES 2006 NOTES (ISIN code IT0004153695)	12/09/2016	64.000.000,00	-	64.000.000,00	100,00000%
CLASS D SERIES 2006 NOTES (ISIN code IT0004153885)	12/09/2016	8.909.866,00	-	8.909.866,00	100,00000%



3. Collections

Amounts in Euro

QUARTERLY COLLECTION PERIOD	Principal Instalments	Interest Instalments	Positive Adjustment (Accrued and paid to the SPV)	Negative Adjustment (Accrued and paid to the Lessees)	Agreed Prepayments (Principal)	Agreed Prepayments (Interest)	Recovery Amounts	Insurance refunding (Principal)	Insurance refunding (Interest)	Late charges	Billed Residual Collected Amounts	Other	Receivables purchased by the Seller (principal)	Receivables purchased by the Seller (interest)	TOTAL COLLECTED
02/12/2006 02/03/2007	98.911.612,77	23.940.906,17	2.754.349,29	- 178.116,27	22.840.710,19	1.117.111,87	9.159,44	278.225,21	12.162,55	174.325,61	41.550.409,94	3.563,66	1.350.830,99	-	192.765.251,42
02/03/2007 04/06/2007	107.327.952,81	25.569.130,67	5.864.491,48	- 423.789,67	17.207.184,35	256.140,36	162.028,80	266.219,09	15.601,21	140.667,24	32.353.816,82	-	1.695.816,99	831,81	190.436.091,96
04/06/2007 04/09/2007	122.751.750,30	26.154.013,02	7.242.783,39	- 478.163,13	7.120.848,12	580.600,45	313.636,63	403.941,68	26.670,09	53.561,64	36.722.400,54	-	-	-	200.892.042,73
04/09/2007 04/12/2007	133.135.945,66	26.370.917,35	9.480.662,11	- 578.380,31	6.658.799,60	519.845,55	874.800,30	439.745,52	24.402,62	96.891,22	36.490.416,48	-	-	-	213.514.046,10
04/12/2007 04/03/2008	143.840.710,28	26.364.697,90	11.654.058,62	- 697.650,70	11.989.530,24	858.257,14	779.731,39	423.817,83	28.094,92	132.853,19	41.877.177,08	-	-	15.194,52	237.266.472,41
04/03/2008 03/06/2008	147.297.754,48	26.067.833,73	11.973.903,78	- 964.195,60	10.182.290,44	593.390,31	890.782,38	860.635,20	49.637,51	153.695,51	42.807.217,12	-	-	-	239.912.944,86
03/06/2008 02/09/2008	147.516.377,11	28.485.670,90	11.354.823,78	- 927.833,54	19.922.156,72	664.671,18	1.285.894,80	464.860,01	29.995,94	131.544,24	48.440.042,71	-	-	-	257.368.203,85
02/09/2008 02/12/2008	144.211.340,36	23.849.408,19	12.188.276,84	- 1.119.173,32	7.696.671,52	656.883,73	7.756.439,97	582.847,67	34.351,39	155.770,25	40.939.055,74	-	1.988.830,73	-	238.940.703,07
02/12/2008 03/03/2009	128.711.433,57	23.032.912,87	8.285.229,47	- 1.317.309,88	8.170.113,30	608.145,45	3.266.706,52	86.555,07	2.818,95	119.614,37	37.722.308,64	-	5.883.457,12	-	214.571.985,45
03/03/2009 02/06/2009	121.675.056,80	21.418.176,22	2.455.033,18	- 2.893.396,44	5.100.311,74	323.509,14	2.475.651,20	230.677,58	11.205,17	115.947,24	32.184.103,76	-	-	-	183.096.275,59
02/06/2009 02/09/2009	102.737.448,60	18.767.879,55	1.091.012,42	- 5.857.200,99	5.804.952,26	448.318,32	2.391.132,16	478.829,84	28.085,03	103.399,51	28.154.734,81	-	-	-	154.148.591,51
02/09/2009 02/12/2009	93.241.013,16	17.140.057,11	890.550,56	- 7.406.589,31	6.394.076,19	336.027,99	4.499.300,68	271.248,63	13.248,85	92.201,53	25.892.103,08	-	-	-	141.363.238,47
02/12/2009 02/03/2010	81.053.638,64	14.722.258,80	852.683,57	- 7.886.499,28	4.260.902,91	198.464,31	4.237.784,94	175.466,75	5.788,77	91.016,04	24.131.214,68	-	-	-	121.842.720,13
02/03/2010 02/06/2010	76.278.558,32	14.186.734,71	676.186,38	- 7.763.251,47	5.030.768,42	660.983,40	3.372.576,74	617.981,77	11.346,81	88.766,21	20.045.751,31	-	-	-	113.206.402,60
02/06/2010 02/09/2010	69.524.275,19	12.963.750,52	858.228,83	- 7.239.902,51	4.314.417,51	371.699,34	3.824.998,74	182.507,03	5.268,98	47.841,99	19.473.202,85	-	-	-	104.326.288,47
02/09/2010 02/12/2010	63.328.450,76	12.159.670,07	536.092,75	- 6.438.763,93	1.848.229,21	158.321,41	6.220.997,64	141.511,99	7.205,01	55.071,11	17.829.348,80	-	-	-	95.846.134,82
02/12/2010 02/03/2011	55.575.564,46	11.310.193,88	456.808,61	- 5.483.339,77	6.060.481,92	798.013,46	4.873.583,28	82.014,53	4.804,51	45.996,56	17.170.725,23	-	-	-	90.894.846,67
02/03/2011 02/06/2011	49.568.829,98	10.582.816,71	430.318,59	- 4.858.751,25	1.308.350,70	101.931,60	5.861.231,37	128.759,34	7.648,17	51.027,76	13.641.522,72	-	-	-	76.823.685,69
02/06/2011 02/09/2011	33.636.272,79	9.953.833,07	453.534,31	- 4.142.806,24	8.225.601,86	353.039,88	4.528.921,85	73.331,28	9.792,77	34.083,72	14.770.221,49	-	-	-	67.895.826,78
02/09/2011 02/12/2011	35.899.404,43	8.908.031,15	277.593,05	- 3.304.284,54	1.002.462,06	49.522,38	5.392.928,02	17.061,11	1.866,60	29.726,60	10.861.273,18	-	-	-	59.135.584,04
02/12/2011 02/03/2012	31.923.786,54	8.684.744,15	314.043,68	- 3.008.565,45	1.710.420,10	255.593,69	3.645.708,64	63.085,29	2.989,27	41.916,31	10.507.921,34	-	-	-	54.141.643,56
02/03/2012 04/06/2012	30.414.555,90	8.158.871,38	264.401,04	- 3.276.903,99	342.592,25	95.119,78	2.799.939,87	68.598,97	1.013,90	21.933,25	8.823.474,36	-	-	-	47.713.596,71
04/06/2012 04/09/2012	27.838.806,35	7.555.274,08	345.974,44	- 3.725.397,64	2.288.231,98	- 1.338.313,46	2.828.485,95	-	196,25	17.794,65	9.065.674,52	-	429.295,06	2.994,75	45.309.016,93
04/09/2012 04/12/2012	25.018.184,82	6.939.506,85	400.946,66	- 3.868.126,79	226.904,11	1.349.531,33	3.139.293,09	-	-	11.411,24	7.101.527,41	-	7.069.426,29	33.697,38	47.422.302,39
04/12/2012 02/03/2013	21.858.014,10	6.506.396,55	318.890,98	- 3.592.987,06	2.184.304,05	69.994,40	5.929.209,44	-	26,32	9.073,97	7.505.680,51	-	-	-	40.788.603,26
02/03/2013 04/06/2013	19.932.985,90	6.021.442,33	282.969,33	- 3.366.108,80	233.663,60	9.440,53	6.732.457,24	- 455,33	33,39	7.248,66	5.801.660,25	-	-	-	35.655.270,32
04/06/2013 03/09/2013	18.895.597,25	5.595.108,91	338.670,03	- 3.227.210,50	215.634,06	13.490,80	4.250.626,83	- 278,39	20,41	5.810,13	6.248.802,42	-	6.437.778,27	1.566,22	38.775.575,62
03/09/2013 03/12/2013	16.760.764,75	5.377.819,83	255.973,24	- 3.060.376,89	1.064.554,26	87.384,51	3.984.996,46	-	-	6.373,47	5.744.530,24	-	-	-	30.222.019,87
03/12/2013 04/03/2014	14.016.385,70	4.993.113,47	296.359,49	- 2.911.713,70	373.946,17	13.580,32	3.932.527,15	-	-	7.040,56	4.812.489,49	-	-	-	25.533.728,65
04/03/2014 04/06/2014	14.277.403,02	4.812.236,75	387.796,82	- 2.874.389,54	109.568,13	9.178,98	3.461.953,63	- 966,81	82,18	4.166,10	4.784.529,88	-	-	-	24.971.394,78
04/06/2014 02/09/2014	13.951.231,05	4.610.146,74	348.639,58	- 2.706.284,53	327.096,05	55.546,90	3.123.273,92	-	-	5.220,24	4.418.320,31	-	-	-	24.133.190,26
02/09/2014 02/12/2014	12.756.177,49	4.464.871,95	402.636,17	- 2.700.488,38	959.469,04	107.093,28	2.633.367,29	-	-	9.595,89	4.506.921,63	-	-	-	23.139.644,36
02/12/2014 03/03/2015	11.055.476,34	4.086.804,00	350.599,50	- 2.517.017,72	3.214.156,25	280.554,52	3.810.404,42	-	-	9.828,82	8.357.997,97	-	-	-	28.648.804,10
03/03/2015 03/06/2015	11.050.420,55	4.061.839,45	219.875,09	- 2.353.422,51	1.406.339,01	99.173,71	2.678.579,24	28,00	10,16	5.419,22	6.434.392,76	-	-	-	23.602.654,68
02/06/2015 02/09/2015	10.240.284,23	3.508.231,86	193.514,85	- 2.042.215,67	1.284.015,87	101.505,93	5.782.581,76	-	-	3.462,39	5.780.626,46	-	-	-	24.852.007,68
02/09/2015 02/12/2015	11.406.502,09	3.423.859,25	388.669,16	- 2.425.783,48	1.675.264,91	209.079,38	2.518.926,01	-	-	7.394,30	19.780.363,38	-	-	-	36.984.275,00
02/12/2015 02/03/2016	8.393.813,66	3.021.322,98	161.512,08	- 1.804.312,00	334.252,19	33.733,75	2.864.577,60	-	-	3.336,81	3.885.817,37	-	-	-	16.894.054,44
02/03/2016 03/06/2016	8.235.799,94	2.922.324,06	137.904,68	- 1.664.386,18	400.127,97	36.466,69	1.784.401,70	-	-	2.634,59	2.719.426,34	-	-	-	14.574.699,79
02/06/2016 02/09/2016	7.814.554,99	2.788.807,21	109.760,02	- 1.531.598,68	368.074,55	31.757,67	2.217.519,24	-	-	2.621,42	3.019.017,07	-	-	-	14.820.513,49



4. Issuer Interest Available Funds - Revolving Period

Amounts in Euro

QUARTERLY COLLECTION PERIOD		Interest Collections (*)	Billed Residual Collected Amounts	Amounts received from the Hedging Counterparty	All amounts received from any party to a Transaction Document	Amounts standing to the credit of the DSR Account and of the Adjustment Reserve Account	Interest on Cash Accounts and on Eligible Investments	Any Issuer Princ. Available Funds or Available Red. Funds which have been applied as Issuer Int. Available Funds	Recovery Amounts	Other amounts received under the Transaction Documents	ISSUER INTEREST AVAILABLE FUNDS	Billed Residual Collected Amounts paid on the preceding Settlement Dates	RESIDUAL ISSUER INTEREST AVAILABLE FUNDS
		(A)	(B)	(C)	(D)	(E)	(F)	(G)	(H)	(I)	(J) = SUM[(A);(I)]	(K)	(J) - (K)
02/12/2006	02/03/2007	27.824.302,88	41.550.409,94	2.344.647,86	-	24.550.000,00	305.203,92	-	9.159,44	-	96.583.724,04	41.580.409,94	55.003.314,10
02/03/2007	04/06/2007	31.423.073,10	32.353.816,82	2.334.800,22	-	24.550.000,00	415.760,82	-	162.028,80	3.379,41	91.242.859,17	32.121.086,84	59.121.772,33
04/06/2007	04/09/2007	33.579.465,46	36.722.400,54	2.304.787,42	-	24.550.000,00	443.378,38	-	313.636,63	-	97.913.668,43	36.089.048,08	61.824.620,35
04/09/2007	04/12/2007	35.914.338,54	36.490.416,48	2.402.765,14	-	24.550.000,00	464.374,57	-	874.800,30	-	100.696.695,03	35.675.230,73	65.021.464,30
04/12/2007	04/03/2008	38.355.505,59	41.877.177,08	2.235.757,30	-	24.550.000,00	495.927,39	-	779.731,39	-	108.294.098,75	40.445.799,41	67.848.299,34
04/03/2008	03/06/2008	37.874.265,24	42.807.217,12	1.854.278,80	-	24.550.000,00	515.652,86	-	890.782,38	-	108.492.196,40	40.798.517,56	67.693.678,84

(*) This amount excludes the Accrued Interest as at the relevant Valuation Date, which is part of the Purchase Price.



5. Priority of Payments - Interest - Revolving Period

INTEREST PAYMENT DATE	RESIDUAL ISSUER INTEREST AVAILABLE FUNDS (A)	Fees and expenses (B)	Amount due to the Hedging Counterparty (C)	Net Adjustment Reserve Amount (D)	Interest on Class A1 Series 2006 Notes and Class A2 Notes (E)	Interest on Class B Series 2006 Notes (*) (F)	Interest on Class C Series 2006 Notes (*) (G)	RESIDUAL AMOUNTS (H)=(A) - sum ((B);(G))	Payment to the Debt Service Reserve Account (I)	Principal Deficiency Amount (J)	RESIDUAL IIAF (K)=(H) - (I) - (J)	Principal Integration Amount (***) (L)	Any hedging termination payments (M)	Billed Residual Uncollected Amounts (N)	Any indemnity payable under the Transaction Documents (O)	Class D Series 2006 Base Interest (P)	Class D Series 2006 Additional Remuneration (Q)	Residual Amount to the Issuer Int. Av. Funds (on the next IPD) (R) = (L) - sum((M);(Q))
12/03/2007	55.003.314,10	110.170,07	2.477.453,54	-	16.298.479,03	1.494.656,53	668.440,18	33.954.114,75	24.550.000,00	700.264,58	8.703.850,17	-	-	232.729,98	-	123.549,55	8.347.570,64	-
12/06/2007	59.121.772,33	127.761,49	2.326.923,98	-	17.956.416,89	1.642.343,11	732.401,78	36.335.925,08	24.550.000,00	7.285.284,60	4.500.640,48	-	-	633.352,46	-	133.840,05	3.733.447,97	-
12/09/2007	61.824.620,35	114.934,90	2.149.078,78	-	19.117.865,77	1.743.338,67	774.926,22	37.924.476,01	24.550.000,00	4.209.045,68	9.165.430,33	-	-	815.185,75	-	139.760,16	8.210.484,42	-
12/12/2007	65.021.464,30	123.199,09	1.984.723,84	-	21.605.381,77	1.958.764,89	865.187,56	38.484.207,15	24.550.000,00	3.304.186,84	10.630.020,31	-	-	1.431.377,67	-	151.979,54	9.046.663,10	-
12/03/2008	67.848.299,34	135.362,88	1.835.236,73	-	22.285.839,34	2.017.935,11	890.101,33	40.683.823,95	24.550.000,00	4.323.811,40	11.810.012,55	-	-	2.008.699,56	-	155.447,96	9.645.865,03	-
12/06/2008	67.693.678,84	132.844,77	1.673.515,01	-	20.994.052,45	1.906.485,33	843.619,56	42.143.161,72	24.550.000,00	11.797.385,89	5.795.775,83	-	-	2.813.089,34	-	149.323,41	2.833.363,08	-

(*) to the extent that during any preceding Quarterly Collection Period the Cumulative Default Ratio Interest Deferral has exceeded 11,5%, no amount under item Sixth above will be paid, but items ranking lower in this Priority of Payments may nevertheless
(**) to the extent that during any preceding Quarterly Collection Period the Cumulative Default Ratio Interest Deferral has exceeded 6,5%, no amount under item Seventh above will be paid, but items ranking lower in this Priority of Payments may nevertheless
(***) to the extent that the Cumulative Default Ratio has been higher than the relevant Cumulative Default Trigger Ratio



6. Issuer Principal Available Funds - Revolving Period

Amounts in Euro

QUARTERLY COLLECTION PERIOD		Principal Collections (*)	Principal Integration Amount	Principal Deficiency Amounts	Debt Service Reserve Released Amount	Payments under item Third of Condition 4.1.2(A) and item Fifth of Condition 4.1.2(B)	ISSUER PRINCIPAL AVAILABLE FUNDS	Debt Service Reserve Amount (only on the first two Settlement Date) (**)	Subsequent Porfolios purchased on the preceding Settlement Dates	RESIDUAL ISSUER PRINCIPAL AVAILABLE FUNDS
		(A)	(B)	(C)	(D)	(E)	(F) = SUM[(A);(E)]	(G)	(H)	(F)-(G)-(H)
02/12/2006	02/03/2007	123.381.379,16	-	700.264,58	-	-	124.081.643,74	24.550.000,00	89.816.379,06	9.715.264,68
02/03/2007	04/06/2007	126.497.173,24	-	7.285.284,60	-	4.583,56	133.787.041,40	-	103.232.784,54	30.554.256,86
04/06/2007	04/09/2007	130.276.540,10	-	4.209.045,68	-	1,99	134.485.587,77	-	118.287.444,00	16.198.143,77
04/09/2007	04/12/2007	140.234.490,78	-	3.304.186,84	-	8,05	143.538.685,67	-	127.417.683,08	16.121.002,59
04/12/2007	04/03/2008	156.254.058,35	-	4.323.811,40	-	3,27	160.577.873,02	-	138.866.930,59	21.710.942,43
04/03/2008	03/06/2008	158.340.680,12	-	11.797.385,89	-	45,36	170.138.111,37	-	144.926.245,03	25.211.866,34

(*) This amount includes the Accrued Interest as at the relevant Valuation Date, which is part of the Purchase Price.

(**) Or on the first Interest Payment Date, if not already credited on the immediately preceding Settlement Date



7. Priority of Payments - Issuer Principal Available Funds - Revolving Period

Amounts in Euro

INTEREST PAYMENT DATE	RESIDUAL ISSUER PRINCIPAL AVAILABLE FUNDS	To apply to the Issuer Interest Available Funds, items First through Seventh	Payment to the Debt Service Reserve Account (only on the first IPD) (*)	Subsequent Portfolio (**)	Purchase Price Adjustment	Residual amount to the Payments Account
12/03/2007	9.715.264,68	-	-	9.710.681,12	-	4.583,56
12/06/2007	30.554.256,86	-	-	30.554.254,87	-	1,99
12/09/2007	16.198.143,77	-	-	16.198.135,72	-	8,05
12/12/2007	16.121.002,59	-	-	16.120.999,32	-	3,27
12/03/2008	21.710.942,43	-	-	21.710.897,07	-	45,36
12/06/2008	25.211.866,34	-	-	25.196.638,14	-	15.228,20

(*) If not already credited on the immediately preceding Settlement Dates

(**) To the extent not already paid on the previous Settlement Dates or Interest Payment Dates). Pursuant to clause 5.2 of the Master Receivables Purchase Agreement the Originator is entitled to set off the Subsequent Portfolio APP at the Settlement Dates. Provided that such right has been exercised, the positive difference, if any, between the Subsequent Portfolio APP and the amounts set off is paid at the relevant Interest Payment Date.



8. Issuer Interest Available Funds - Amortisation Period

Amounts in Euro

QUARTERLY COLLECTION PERIOD		Interest Collections (*)	Billed Residual Collected Amounts	Amounts received by the Hedging Counterparty	All amounts received from any party to a Transaction Document	Amounts standing to the credit of the DSR Account and of the Adjustment Reserve Account	Interest on Cash Accounts and on Eligible Investments	Any Issuer Princ. Available Funds or Available Red. Funds which have been applied as Issuer Int. Available Funds	Recovery Amounts	Other amounts received under the Transaction Documents	ISSUER INTEREST AVAILABLE FUNDS	Billed Residual Collected Amounts paid on the preceding Settlement Dates	RESIDUAL ISSUER INTEREST AVAILABLE FUNDS
		(A)	(B)	(C)	(D)	(E)	(F)	(G)	(H)	(I)	(J) = SUM((A):(I))	(K)	(J) - (K)
03/06/2008	02/09/2008	39.738.872,50	48.440.042,71	1.782.483,12	-	24.550.000,00	599.265,69	-	1.285.894,80	-	116.396.558,82	45.626.953,37	70.769.605,45
02/09/2008	02/12/2008	35.765.517,08	40.939.055,74	1.557.369,72	-	24.550.000,00	1.137.182,66	-	7.756.439,97	-	111.705.565,17	37.338.021,91	74.367.543,26
02/12/2008	03/03/2009	30.731.411,23	37.722.308,64	926.220,68	-	24.550.000,00	551.385,58	-	3.266.706,52	-	97.748.032,65	33.430.766,43	64.317.266,22
03/03/2009	02/06/2009	21.430.474,51	32.184.103,76	405.669,29	-	24.550.000,00	185.698,82	-	2.475.651,20	-	81.231.597,58	32.184.103,76	49.047.493,82
02/06/2009	02/09/2009	14.581.493,84	28.154.734,81	273.935,48	-	21.463.931,95	78.637,43	-	2.391.132,16	-	66.943.865,67	28.154.734,81	38.789.130,86
02/09/2009	02/12/2009	11.065.496,73	25.892.103,08	146.673,22	-	20.140.660,18	38.487,67	-	4.499.300,68	-	61.782.721,56	25.892.103,08	35.890.618,48
02/12/2009	02/03/2010	7.983.712,21	24.131.214,68	112.983,68	-	19.148.299,28	45.762,86	-	4.237.784,94	-	55.659.757,65	24.131.214,68	31.528.542,97
02/03/2010	02/06/2010	7.860.766,04	20.045.751,31	92.545,96	-	17.722.352,82	44.368,22	-	3.372.576,74	-	49.138.361,09	20.045.751,31	29.092.609,78
02/06/2010	02/09/2010	7.006.887,15	19.473.202,85	90.029,35	-	16.282.429,17	53.599,41	-	3.824.998,74	-	46.731.146,67	19.473.202,85	27.257.943,82
02/09/2010	02/12/2010	6.477.596,42	17.829.348,80	97.827,56	-	14.927.244,59	66.782,85	-	6.220.997,64	-	45.619.797,86	17.829.348,80	27.790.449,06
02/12/2010	02/03/2011	7.132.477,25	17.170.725,23	98.663,46	-	13.703.267,88	75.393,07	-	4.873.583,28	-	43.054.110,17	17.170.725,23	25.883.384,94
02/03/2011	02/06/2011	6.314.991,58	13.641.522,72	100.292,79	-	12.376.436,85	93.383,36	-	5.861.231,37	-	38.387.858,67	13.641.522,72	24.746.335,95
02/06/2011	02/09/2011	6.661.477,51	14.770.221,49	117.980,54	-	11.255.101,04	123.858,49	-	4.528.921,85	-	37.457.560,92	14.770.221,49	22.687.339,43
02/09/2011	02/12/2011	5.962.455,24	10.861.273,18	114.027,51	-	10.148.465,53	113.377,80	-	5.392.928,02	-	32.592.527,28	10.861.273,18	21.731.254,10
02/12/2011	02/03/2012	6.290.721,65	10.507.921,34	102.347,20	-	9.381.564,13	101.818,55	-	3.645.708,64	-	30.030.081,51	10.507.921,34	19.522.160,17
02/03/2012	04/06/2012	5.264.435,36	8.823.474,36	58.560,22	-	8.798.861,61	19.560,47	-	2.799.939,87	-	25.764.831,89	8.823.474,36	16.941.357,53
04/06/2012	04/09/2012	2.858.523,07	9.065.674,52	40.271,15	-	8.600.403,90	18.459,89	-	2.828.485,95	-	23.411.818,48	9.065.674,52	14.346.143,96
04/09/2012	04/12/2012	4.866.966,67	7.101.527,41	14.262,89	-	8.395.458,27	1.944,65	-	3.139.293,09	-	23.519.452,98	7.101.527,41	16.417.925,57
04/12/2012	02/03/2013	3.311.395,16	7.505.680,51	9.225,55	-	7.865.487,00	5.467,78	-	5.929.209,44	-	24.626.465,44	7.505.680,51	17.120.784,93
02/03/2013	04/06/2013	2.954.958,66	5.801.660,25	9.325,14	-	7.169.761,29	4.783,14	-	6.732.457,24	-	22.672.945,72	5.801.660,25	16.871.285,47
04/06/2013	03/09/2013	2.727.415,18	6.248.802,42	8.320,71	-	6.766.470,17	2.744,90	-	4.250.626,83	-	20.004.380,21	6.248.802,42	13.755.577,79
03/09/2013	03/12/2013	2.667.174,16	5.744.530,24	8.401,81	-	6.405.580,67	3.918,68	-	3.984.996,46	-	18.814.602,02	5.744.530,24	13.070.071,78
03/12/2013	04/03/2014	2.398.380,14	4.812.489,49	8.388,92	-	6.008.556,18	4.333,44	-	3.932.527,15	-	17.164.675,32	4.812.489,49	12.352.185,83
04/03/2014	04/06/2014	2.338.906,93	4.784.529,88	9.227,13	-	5.665.581,19	4.789,23	-	3.461.953,63	-	16.264.987,99	4.784.529,88	11.480.458,11
04/06/2014	02/09/2014	2.313.268,93	4.418.320,31	7.226,55	-	4.565.895,19	1.812,38	-	3.123.273,92	-	14.429.797,28	4.418.320,31	10.011.476,97
04/06/2014	02/12/2014	2.283.708,91	4.506.921,63	2.157,88	-	4.931.762,05	21,36	-	2.633.367,29	-	14.357.896,40	4.506.921,63	9.850.974,77
02/12/2014	03/03/2015	2.210.769,12	8.357.997,97	1.699,31	-	4.668.649,81	34,23	-	3.810.404,42	-	19.049.554,86	8.357.997,97	10.691.556,89
02/12/2014	03/06/2015	2.032.895,12	6.434.392,76	630,09	-	4.402.908,63	8,00	-	2.678.579,24	-	15.549.397,84	6.434.392,76	9.115.005,08
02/06/2015	02/09/2015	1.764.499,36	5.780.626,46	-	-	4.194.363,24	2,00	-	5.782.581,76	-	17.522.072,82	5.780.626,46	11.741.446,36
03/06/2015	02/12/2015	1.603.218,61	19.780.363,38	2,42	-	3.813.126,15	2,00	-	2.518.926,01	-	27.715.634,57	19.780.363,38	7.935.271,19
02/12/2015	02/03/2016	1.415.593,62	3.885.817,37	27,21	-	3.509.255,88	-	-	2.864.577,60	-	11.675.271,68	3.885.817,37	7.789.454,31
02/03/2016	03/06/2016	1.434.943,84	2.719.426,34	50,57	-	3.315.281,75	3,98	-	1.784.401,70	-	9.254.108,18	2.719.426,34	6.534.681,84
03/06/2016	02/09/2016	1.401.347,64	3.019.017,07	58,45	5.453,33	3.151.920,15	-	-	2.217.519,24	-	9.795.315,88	3.019.017,07	6.776.298,81



10. Available Redemption Funds- Amortisation Period

QUARTERLY COLLECTION PERIOD		Amounts in Euro						AVAILABLE REDEMPTION FUNDS (G) = SUM[(A);(F)]
		Principal Collections (*) (A)	Principal Integration Amount (B)	Principal Deficiency Amounts (C)	Debt Service Reserve Released Amount (D)	Payments under item Third of Condition 4.1.2(A) and Fifth of Condition 4.1.2(B) (E)	Subsequent Portfolios purchased on the preceding Settlement Dates (**) (F)	
03/06/2008	02/09/2008	167.903.393,84	-	10.584.919,76	-	15.228,20	115.691.449,88	62.812.091,92
02/09/2008	02/12/2008	154.479.690,28	-	10.597.197,46	-	11,92	-	165.076.899,66
02/12/2008	03/03/2009	142.851.559,06	-	23.053.257,57	-	19,66	-	165.904.836,29
03/03/2009	02/06/2009	127.006.046,12	-	14.039.058,34	4.922.422,00	36,29	-	145.967.562,75
02/06/2009	02/09/2009	109.021.230,70	-	10.486.664,36	1.824.594,43	8,75	-	121.332.498,23
02/09/2009	02/12/2009	99.906.337,98	-	11.347.615,20	1.516.655,02	96,63	-	112.770.704,83
02/12/2009	02/03/2010	85.490.008,30	-	9.194.863,55	1.409.632,25	125,23	-	96.094.629,33
02/03/2010	02/06/2010	81.927.308,51	-	8.697.776,91	1.201.182,58	22,93	-	91.826.290,93
02/06/2010	02/09/2010	74.021.199,73	-	8.434.963,91	1.147.827,06	126,53	-	83.604.117,22
02/09/2010	02/12/2010	65.318.191,96	-	10.142.272,68	1.045.050,48	78,82	-	76.505.593,94
02/12/2010	02/03/2011	61.718.060,91	-	9.584.356,52	956.318,38	123,54	-	72.258.859,35
02/03/2011	02/06/2011	51.005.940,02	-	9.585.008,97	903.234,14	128,15	-	61.494.311,28
02/06/2011	02/09/2011	41.935.205,93	-	8.475.073,01	768.678,47	34,08	-	51.178.991,49
02/09/2011	02/12/2011	36.918.927,60	-	8.519.341,66	639.737,21	14,69	-	46.078.021,16
02/12/2011	02/03/2012	33.697.291,93	-	7.254.284,19	575.975,13	11,16	-	41.527.562,40
02/03/2012	04/06/2012	30.825.747,12	-	5.905.170,64	519.092,90	130,80	-	37.250.141,46
04/06/2012	04/09/2012	30.556.333,39	-	4.003.512,80	465.626,16	48,66	-	35.025.521,01
04/09/2012	04/12/2012	32.314.515,22	-	7.273.374,16	437.818,61	32,61	-	40.025.740,59
04/12/2012	02/03/2013	24.042.318,15	-	8.768.752,36	500.320,31	115,79	-	33.311.506,61
02/03/2013	04/06/2013	20.166.194,17	-	8.995.099,56	416.393,83	0,21	-	29.577.687,77
04/06/2013	03/09/2013	25.548.731,19	-	6.341.417,70	369.721,02	6,57	-	32.259.876,48
03/09/2013	03/12/2013	17.825.319,01	-	6.042.365,44	403.247,46	79,68	-	24.271.011,59
03/12/2013	04/03/2014	14.390.331,87	-	5.785.741,88	303.387,62	1,99	-	20.479.463,36
04/03/2014	04/06/2014	14.386.004,34	-	6.013.269,29	255.991,94	108,16	-	20.655.373,73
04/06/2014	02/09/2014	14.278.327,10	-	4.255.960,00	258.190,87	104,53	-	18.792.582,50
04/06/2014	02/12/2014	13.715.646,53	-	4.523.764,94	234.905,85	114,50	-	18.474.431,82
02/12/2014	03/03/2015	14.269.632,59	-	5.666.934,96	230.929,25	91,82	-	20.167.588,62
03/03/2015	03/06/2015	12.456.787,56	-	4.313.277,81	252.094,54	25,82	-	17.022.185,72
02/06/2015	02/09/2015	11.524.300,10	-	7.395.728,20	212.776,75	46,12	-	19.132.851,17
02/09/2015	02/12/2015	13.081.767,00	-	3.889.914,48	239.160,57	5,97	-	17.210.848,01
02/12/2015	02/03/2016	8.728.065,85	-	4.018.523,15	215.135,48	9,61	-	12.961.734,09
02/03/2016	03/06/2016	8.635.927,91	-	3.048.892,40	162.021,55	10,09	-	11.846.851,95
03/06/2016	02/09/2016	8.182.629,54	-	3.608.768,88	148.085,62	2,35	-	11.939.486,39

(*) This amount includes the Accrued Interest as at the relevant Valuation Date, which is part of the Purchase Price.

(**) Only for the Quarterly Collection Period immediately preceding the first Interest Payment Date of the Amortisation Period. Page 17



11. Priority of Payments - Principal - Amortisation Period

Amounts in Euro

INTEREST PAYMENT DATE	AVAILABLE REDEMPTION FUNDS	To apply to the Issuer Interest Available Funds, items First through Seventh	All amounts of principal due and payable in respect of Class A1 Series 2006 Notes	All amounts of principal due and payable in respect of Class A2 Series 2006 Notes	All amounts of principal due and payable in respect of Class B Series 2006 Notes	All amounts of principal due and payable in respect of Class C Series 2006 Notes2	Purchase Price Adjustment	Any Purchase Price due but not already paid on the preceding Interest Payment Dates or Settlement Dates	Limited Recourse Loan	All amounts of principal due and payable in respect of Class D Series 2006 Notes (***)	Residual amount to the IIAFs, except for the residual amount due to the rounding of the principal payments on the Notes	Final Balance of the Payments Account
12/09/2008	62.812.091,92	-	62.812.080,00	-	-	-	-	-	-	-	-	11,92
12/12/2008	165.076.899,66	-	165.076.880,00	-	-	-	-	-	-	-	-	19,66
12/03/2009	165.904.836,29	-	165.904.800,00	-	-	-	-	-	-	-	-	36,29
12/06/2009	145.967.562,75	-	6.206.240,00	144.761.314,00	-	-	-	-	-	-	-	8,75
14/09/2009	121.332.498,23	-	-	121.332.401,60	-	-	-	-	-	-	-	96,63
14/12/2009	112.770.704,83	-	-	112.770.579,60	-	-	-	-	-	-	-	125,23
12/03/2010	96.094.629,33	-	-	96.094.606,40	-	-	-	-	-	-	-	22,93
14/06/2010	91.826.290,93	-	-	91.826.164,40	-	-	-	-	-	-	-	126,53
13/09/2010	83.604.117,22	-	-	83.604.038,40	-	-	-	-	-	-	-	78,82
13/12/2010	76.505.593,94	-	-	76.505.470,40	-	-	-	-	-	-	-	123,54
14/03/2011	72.258.859,35	-	-	72.258.731,20	-	-	-	-	-	-	-	128,15
13/06/2011	61.494.311,28	-	-	61.494.277,20	-	-	-	-	-	-	-	34,08
12/09/2011	51.178.991,49	-	-	51.178.976,80	-	-	-	-	-	-	-	14,69
12/12/2011	46.078.021,16	-	-	46.078.010,00	-	-	-	-	-	-	-	11,16
12/03/2012	41.527.562,40	-	-	41.527.431,60	-	-	-	-	-	-	-	130,80
12/06/2012	37.250.141,46	-	-	37.250.092,80	-	-	-	-	-	-	-	48,66
12/09/2012	35.025.521,01	-	-	35.025.488,40	-	-	-	-	-	-	-	32,61
12/12/2012	40.025.740,59	-	-	40.025.624,80	-	-	-	-	-	-	-	115,79
12/03/2013	33.311.506,61	-	-	33.311.506,40	-	-	-	-	-	-	-	0,21
12/06/2013	29.577.687,77	-	-	29.577.681,20	-	-	-	-	-	-	-	6,57
12/09/2013	32.259.876,48	-	-	32.259.796,80	-	-	-	-	-	-	-	79,68
12/12/2013	24.271.011,59	-	-	24.271.009,60	-	-	-	-	-	-	-	1,99
12/03/2014	20.479.463,36	-	-	20.479.355,20	-	-	-	-	-	-	-	108,16
12/06/2014	20.655.373,73	-	-	20.655.269,20	-	-	-	-	-	-	-	104,53
12/09/2014	18.792.582,50	-	-	18.792.468,00	-	-	-	-	-	-	-	114,50
12/12/2014	18.474.431,82	-	-	18.474.340,00	-	-	-	-	-	-	-	91,82
12/03/2015	20.167.588,62	-	-	20.167.562,80	-	-	-	-	-	-	-	25,82
12/06/2015	17.022.185,72	-	-	17.022.139,60	-	-	-	-	-	-	-	46,12
14/09/2015	19.132.851,17	-	-	6.255.663,60	12.877.181,60	-	-	-	-	-	-	5,97
14/12/2015	17.210.848,01	-	-	-	17.210.838,40	-	-	-	-	-	-	9,61
14/03/2016	12.961.734,09	-	-	-	12.961.724,00	-	-	-	-	-	-	10,09
13/06/2016	11.846.851,95	-	-	-	11.846.849,60	-	-	-	-	-	-	2,35
12/09/2016	11.939.486,39	-	-	-	11.939.478,40	-	-	-	-	-	-	7,99

(*) If not already credited on the immediately preceding Settlement Dates

(**) To the extent not already paid on the previous Settlement Dates or Interest Payment Dates).

Pursuant to clause 5.2 of the Master Receivables Purchase Agreement the Originator is entitled to set off the Subsequent Portfolio APP at the Settlement Dates. Provided that such right has been exercised, the positive difference, if any, between the Subsequent Portfolio APP and the amounts set off is paid at the relevant Interest Payment Date.

(***) Up to Euro 30.000 and, on the Final Maturity Date, all amounts due and payable, if any, on the Class D Notes.



12. Portfolio Performance

QUARTERLY COLLECTION PERIOD		DEFAULT RATIOS (*)						DELINQUENCY RATIOS						CUMULATIVE DEFAULT RATIO(**)			Amounts in Euro			Prepayment Ratio		
		Pool 1	Pool 2	Pool 3 Revolving	Total Portfolio	Trigger Default Ratio	Breach of Ratio	Pool 1	Pool 2	Pool 3 Revolving	Total Portfolio	Trigger Delinquency Ratio	Breach of Ratio	Total Portfolio	Cumulative Default Trigger Ratio	Breach of Ratio	Total Portfolio	11.50%	Breach of Ratio (CDRIDefferr al > 11,50%)		6.50%	Breach of Ratio (CDRIDefferr al > 6,50%)
02/12/2006	02/03/2007	0,05%	0,07%	0,00%	0,04%	2,151%	NO	1,08%	1,40%	0,19%	0,73%	9,772%	NO	0,04%	1,25%	NO	0,03%	NO	NO	1,19%		
02/03/2007	04/06/2007	0,23%	0,94%	0,00%	0,45%	2,133%	NO	2,32%	2,52%	2,89%	2,15%	9,868%	NO	0,40%	1,30%	NO	0,36%	NO	NO	0,91%		
04/06/2007	04/09/2007	0,13%	0,18%	0,37%	0,25%	2,118%	NO	3,23%	2,66%	1,94%	2,06%	9,935%	NO	0,59%	1,50%	NO	0,51%	NO	NO	0,37%		
04/09/2007	04/12/2007	0,35%	0,14%	0,06%	0,15%	2,103%	NO	3,50%	3,33%	3,13%	2,73%	9,971%	NO	0,72%	1,60%	NO	0,58%	NO	NO	0,35%		
04/12/2007	04/03/2008	0,26%	0,42%	0,01%	0,22%	2,087%	NO	4,17%	4,80%	4,52%	3,81%	10,018%	NO	0,90%	2,00%	NO	0,68%	NO	NO	0,63%		
04/03/2008	03/06/2008	0,29%	0,99%	0,58%	0,67%	2,074%	NO	4,81%	5,59%	4,52%	4,19%	10,076%	NO	1,45%	2,25%	NO	1,04%	NO	NO	0,54%		
03/06/2008	02/09/2008	0,40%	0,89%	0,39%	0,57%	2,055%	NO	6,89%	5,83%	4,32%	4,56%	10,124%	NO	1,92%	2,50%	NO	1,29%	NO	NO	1,06%		
02/09/2008	02/12/2008	0,32%	-0,68%	0,75%	0,19%	2,030%	NO	8,14%	6,81%	6,03%	5,65%	9,975%	NO	2,06%	2,50%	NO	1,39%	NO	NO	0,45%		
02/12/2008	03/03/2009	1,11%	1,75%	1,89%	1,70%	2,004%	NO	9,81%	7,24%	4,86%	5,48%	9,890%	NO	3,26%	2,50%	YES	2,20%	NO	NO	0,53%		
03/03/2009	02/06/2009	1,67%	1,77%	0,32%	0,99%	1,976%	NO	12,15%	8,97%	7,65%	7,38%	9,728%	NO	3,89%	2,50%	YES	2,62%	NO	NO	0,36%		
02/06/2009	02/09/2009	2,93%	2,70%	1,41%	2,02%	1,946%	YES	11,46%	11,83%	6,86%	7,43%	9,553%	NO	5,04%	2,50%	YES	3,39%	NO	NO	0,46%		
02/09/2009	02/12/2009	2,08%	3,07%	1,14%	1,79%	1,916%	NO	10,33%	10,29%	7,28%	6,99%	9,377%	NO	5,95%	2,50%	YES	4,01%	NO	NO	0,55%		
02/12/2009	02/03/2010	1,37%	1,88%	0,35%	0,86%	1,885%	NO	9,01%	8,28%	6,19%	5,77%	9,212%	NO	6,35%	2,50%	YES	4,27%	NO	NO	0,40%		
02/03/2010	02/06/2010	-0,04%	1,13%	0,15%	0,35%	1,853%	NO	10,18%	9,50%	6,13%	5,97%	9,061%	NO	6,50%	2,50%	YES	4,37%	NO	NO	0,52%		
02/06/2010	02/09/2010	1,56%	1,00%	0,51%	0,73%	1,821%	NO	11,10%	11,55%	6,09%	6,21%	8,887%	NO	6,77%	2,50%	YES	4,56%	NO	NO	0,49%		
02/09/2010	02/12/2010	-0,32%	-0,83%	0,79%	0,38%	1,786%	NO	10,96%	10,82%	3,78%	4,55%	8,728%	NO	6,90%	2,50%	YES	4,65%	NO	NO	0,23%		
02/12/2010	02/03/2011	-0,03%	0,68%	-0,07%	0,06%	1,750%	NO	9,91%	8,17%	2,84%	3,36%	8,591%	NO	6,92%	2,50%	YES	4,66%	NO	NO	0,81%		
02/03/2011	02/06/2011	-1,87%	0,13%	1,48%	1,05%	1,718%	NO	10,63%	7,75%	4,24%	4,21%	8,515%	NO	7,23%	2,50%	YES	4,87%	NO	NO	0,19%		
02/06/2011	02/09/2011	-0,62%	-0,68%	0,81%	0,53%	1,686%	NO	11,03%	9,67%	4,97%	4,64%	8,371%	NO	7,37%	2,50%	YES	4,96%	NO	NO	1,29%		
02/09/2011	02/12/2011	-3,08%	-1,26%	0,81%	0,40%	1,660%	NO	13,49%	6,35%	4,38%	3,94%	8,340%	NO	7,47%	2,50%	YES	5,03%	NO	NO	0,17%		
02/12/2011	02/03/2012	-6,25%	-1,20%	0,97%	0,50%	1,638%	NO	9,48%	6,14%	2,42%	2,40%	8,298%	NO	7,58%	2,50%	YES	5,11%	NO	NO	0,31%		
02/03/2012	04/06/2012	1,07%	0,18%	0,82%	0,77%	1,620%	NO	17,68%	8,41%	3,60%	3,49%	8,283%	NO	7,75%	2,50%	YES	5,22%	NO	NO	0,07%		
04/06/2012	04/09/2012	-3,86%	0,22%	1,21%	1,02%	1,602%	NO	11,35%	10,96%	4,74%	4,29%	8,266%	NO	7,96%	2,50%	YES	5,36%	NO	NO	0,48%		
04/09/2012	04/12/2012	-6,60%	-4,04%	2,75%	2,11%	1,587%	YES	11,07%	19,12%	5,73%	5,49%	8,377%	NO	8,36%	2,50%	YES	5,62%	NO	NO	0,05%		
04/12/2012	02/03/2013	-4,46%	-4,32%	2,94%	2,41%	1,573%	YES	17,83%	14,43%	3,89%	3,88%	8,544%	NO	8,78%	2,50%	YES	5,91%	NO	NO	0,55%		
02/03/2013	04/06/2013	-9,87%	10,36%	0,60%	0,98%	1,558%	NO	14,30%	16,35%	6,58%	5,93%	8,516%	NO	8,94%	2,50%	YES	6,02%	NO	NO	0,06%		
04/06/2013	03/09/2013	-16,76%	2,09%	0,74%	0,68%	1,545%	NO	5,19%	11,16%	4,73%	4,17%	8,487%	NO	9,04%	2,50%	YES	6,09%	NO	NO	0,06%		
03/09/2013	03/12/2013	-18,11%	1,79%	-0,23%	-0,25%	1,535%	NO	4,34%	3,25%	6,79%	5,62%	8,475%	NO	9,01%	2,50%	YES	6,06%	NO	NO	0,34%		
03/12/2013	04/03/2014	-46,84%	-6,48%	0,63%	0,32%	1,527%	NO	1,26%	8,11%	7,28%	6,15%	8,487%	NO	9,05%	2,50%	YES	6,09%	NO	NO	0,13%		
04/03/2014	04/06/2014	-62,54%	-34,67%	0,63%	-0,19%	1,522%	NO	11,65%	10,03%	6,63%	5,68%	8,526%	NO	9,03%	2,50%	YES	6,08%	NO	NO	0,04%		
04/06/2014	02/09/2014	-177,14%	-39,43%	0,33%	-0,46%	1,517%	NO	111,36%	9,31%	7,69%	6,60%	8,570%	NO	8,97%	2,50%	YES	6,04%	NO	NO	0,12%		
02/09/2014	02/12/2014	1058,59%	-23,43%	-0,13%	-0,49%	1,513%	NO	0,00%	0,90%	6,16%	5,24%	8,599%	NO	8,92%	2,50%	YES	6,00%	NO	NO	0,39%		
02/12/2014	03/03/2015	-33,65%	-17,36%	2,17%	1,97%	1,510%	YES	0,00%	8,77%	3,35%	2,96%	8,697%	NO	9,12%	2,50%	YES	6,14%	NO	NO	1,43%		
03/03/2015	03/06/2015	36,95%	-25,83%	0,86%	0,61%	1,507%	NO	0,00%	10,73%	5,83%	5,17%	8,815%	NO	9,18%	2,50%	YES	6,18%	NO	NO	0,67%		
02/06/2015	02/09/2015	74,03%	-59,84%	-2,56%	-2,96%	1,505%	NO	0,00%	0,00%	6,90%	6,06%	8,819%	NO	8,91%	2,50%	YES	6,00%	NO	NO	0,65%		
02/09/2015	02/12/2015	23,47%	-110,07%	0,06%	-0,38%	1,503%	NO	0,00%	4,47%	6,33%	5,57%	8,804%	NO	8,88%	2,50%	YES	5,98%	NO	NO	0,91%		
02/12/2015	02/03/2016	18,81%	-158,84%	-0,86%	-1,30%	1,501%	NO	0,00%	0,00%	4,52%	3,96%	8,778%	NO	8,77%	2,50%	YES	5,91%	NO	NO	0,19%		
02/03/2016	03/06/2016	18,67%	-155,23%	0,82%	0,54%	1,500%	NO	0,00%	0,00%	4,50%	3,94%	8,743%	NO	8,81%	2,50%	YES	5,93%	NO	NO	0,24%		
02/06/2016	02/09/2016	15,82%	-150,54%	-0,73%	-0,96%	1,500%	NO	0,00%	0,00%	4,16%	3,64%	8,740%	NO	8,74%	2,50%	YES	6,24%	NO	NO	0,24%		

(*) Net of Recovery Amount
(**) Net of cumulative Recoveries



14. Unpaid Principal Instalments by aging and Outstanding Principal Instalments by residual life

A) Unpaid Principal Instalments by aging

ARREARS (*)	0 - 30 days	31 - 60 days	61 - 90 days	91 - 120 days	121- 180 days	over 181 days	TOTAL
PRINCIPAL	377.922,51	26.186,23	29.880,13	20.500,89	22.503,66	- 406.114,10	70.879,32
INTEREST	4.023,48	4.153,53	7.583,71	5.843,65	6.363,52	- 198.106,50	170.138,61
TOTAL	381.945,99	30.339,76	37.463,84	26.344,54	28.867,18	- 604.220,60	99.259,29

(*) In this table "arrears" include the Unpaid Principal Instalments and the Unpaid Interest Instalments

B) Outstanding Principal Instalments by residual life

BY STATUS OF CONTRACTS	RESIDUAL LIFE							Total
	Indeterminate	(0-1) month	(2-3) months	(4-6) months	(7-12) months	(2-5) years	more than 5 years	
PERFORMING	-	2.605.740,45	5.124.665,48	7.548.706,48	15.000.869,91	103.030.018,46	16.591.124,96	149.901.125,74
DELINQUENT	-	77.887,21	160.035,09	240.636,45	482.641,78	3.538.800,16	983.339,28	5.483.339,97
TOTAL	-	2.683.627,66	5.284.700,57	7.789.342,93	15.483.511,69	106.568.818,62	17.574.464,24	155.384.465,71



15. Bond Collateralisation

Amounts in Euro

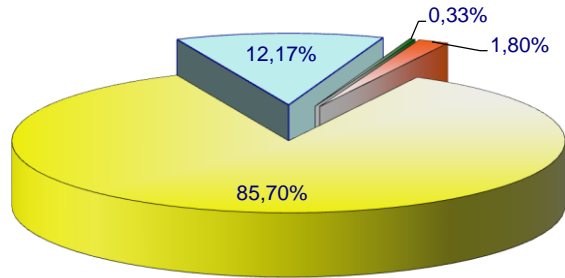
QUARTERLY COLLECTION PERIOD	NOTES AFTER INTEREST PAYMENT DATE					COLLATERAL				
	Class A1 Series 2006 Notes	Class A2 Series 2006 Notes	Class B Series 2006 Notes	Class C Series 2006 Notes	Class D Series 2006 Notes	Collateral Portfolio (before purchasing Subs. Portf. at the Interest Payment Date)	Cash not used to purchase Subsequent Portfolio (principal)	Subsequent Portfolio (purchased at the Interest Payment Date)	Debt Service Reserve Amount	
02/12/2006	02/03/2007	400.000.000,00	1.348.000.000,00	152.000.000,00	64.000.000,00	8.909.866,00	1.925.496.385,85	4.583,56	24.490.628,80	24.550.000,00
02/03/2007	04/06/2007	400.000.000,00	1.348.000.000,00	152.000.000,00	64.000.000,00	8.909.866,00	1.892.015.498,17	1,99	58.124.105,21	24.550.000,00
04/06/2007	04/09/2007	400.000.000,00	1.348.000.000,00	152.000.000,00	64.000.000,00	8.909.866,00	1.901.617.992,98	8,05	48.572.690,99	24.550.000,00
04/09/2007	04/12/2007	400.000.000,00	1.348.000.000,00	152.000.000,00	64.000.000,00	8.909.866,00	1.900.342.878,53	3,27	50.592.112,95	24.550.000,00
04/12/2007	04/03/2008	400.000.000,00	1.348.000.000,00	152.000.000,00	64.000.000,00	8.909.866,00	1.894.342.210,53	45,36	56.702.563,55	24.550.000,00
04/03/2008	03/06/2008	400.000.000,00	1.348.000.000,00	152.000.000,00	64.000.000,00	8.909.866,00	1.889.391.215,72	15.228,20	61.266.681,08	24.550.000,00
03/06/2008	02/09/2008	337.187.920,00	1.348.000.000,00	152.000.000,00	64.000.000,00	8.909.866,00	1.885.767.570,77	11,92	-	24.550.000,00
02/09/2008	02/12/2008	172.111.040,00	1.348.000.000,00	152.000.000,00	64.000.000,00	8.909.866,00	1.722.105.711,54	19,66	-	24.550.000,00
02/12/2008	03/03/2009	6.206.240,00	1.348.000.000,00	152.000.000,00	64.000.000,00	8.909.866,00	1.552.271.100,19	36,29	-	24.550.000,00
03/03/2009	02/06/2009	-	1.208.238.686,00	152.000.000,00	64.000.000,00	8.909.866,00	1.410.076.851,96	8,75	-	19.627.578,00
02/06/2009	02/09/2009	-	1.086.906.284,40	152.000.000,00	64.000.000,00	8.909.866,00	1.275.739.955,10	96,63	-	17.802.983,58
02/09/2009	02/12/2009	-	974.135.704,80	152.000.000,00	64.000.000,00	8.909.866,00	1.154.009.724,00	125,23	-	16.286.328,56
02/12/2009	02/03/2010	-	878.041.098,40	152.000.000,00	64.000.000,00	8.909.866,00	1.057.426.119,33	22,93	-	14.876.696,31
02/03/2010	02/06/2010	-	786.214.934,00	152.000.000,00	64.000.000,00	8.909.866,00	970.659.127,18	126,53	-	13.675.513,73
02/06/2010	02/09/2010	-	702.610.895,60	152.000.000,00	64.000.000,00	8.909.866,00	888.410.252,71	78,82	-	12.527.686,68
02/09/2010	02/12/2010	-	626.105.425,20	152.000.000,00	64.000.000,00	8.909.866,00	815.905.072,13	123,54	-	11.482.636,20
02/12/2010	02/03/2011	-	553.846.694,00	152.000.000,00	64.000.000,00	8.909.866,00	748.354.732,13	128,15	-	10.526.317,82
02/03/2011	02/06/2011	-	492.352.416,80	152.000.000,00	64.000.000,00	8.909.866,00	680.572.550,00	34,08	-	9.623.083,68
02/06/2011	02/09/2011	-	441.173.440,00	152.000.000,00	64.000.000,00	8.909.866,00	635.578.476,70	14,69	-	8.854.405,21
02/09/2011	02/12/2011	-	395.095.430,00	152.000.000,00	64.000.000,00	8.909.866,00	591.192.967,09	11,16	-	8.214.668,00
02/12/2011	02/03/2012	-	353.567.998,40	152.000.000,00	64.000.000,00	8.909.866,00	551.752.170,76	130,80	-	7.638.692,88
02/03/2012	04/06/2012	-	316.317.905,60	152.000.000,00	64.000.000,00	8.909.866,00	514.684.930,18	48,66	-	7.119.599,98
04/06/2012	04/09/2012	-	281.292.417,20	152.000.000,00	64.000.000,00	8.909.866,00	477.529.245,43	32,61	-	6.653.973,82
04/09/2012	04/12/2012	-	241.266.792,40	152.000.000,00	64.000.000,00	8.909.866,00	438.076.081,88	115,79	-	6.216.155,22
04/12/2012	02/03/2013	-	207.955.286,00	152.000.000,00	64.000.000,00	8.909.866,00	399.848.599,93	0,21	-	5.715.834,91
02/03/2013	04/06/2013	-	178.377.604,80	152.000.000,00	64.000.000,00	8.909.866,00	369.929.439,26	6,57	-	5.299.441,08
04/06/2013	03/09/2013	-	146.117.808,00	152.000.000,00	64.000.000,00	8.909.866,00	338.015.479,81	79,68	-	4.929.720,06
03/09/2013	03/12/2013	-	121.846.798,40	152.000.000,00	64.000.000,00	8.909.866,00	317.071.878,50	1,99	-	4.526.472,60
03/12/2013	04/03/2014	-	101.367.443,20	152.000.000,00	64.000.000,00	8.909.866,00	297.859.554,62	108,16	-	4.223.084,98
04/03/2014	04/06/2014	-	80.712.174,00	152.000.000,00	64.000.000,00	8.909.866,00	280.424.561,35	104,53	-	3.967.093,04
04/06/2014	02/09/2014	-	61.919.706,00	152.000.000,00	64.000.000,00	8.909.866,00	264.032.240,88	114,50	-	3.708.902,18
02/09/2014	02/12/2014	-	43.445.366,00	152.000.000,00	64.000.000,00	8.909.866,00	248.314.480,71	91,82	-	3.473.996,33
02/12/2014	03/03/2015	-	23.277.803,20	152.000.000,00	64.000.000,00	8.909.866,00	224.840.764,48	25,82	-	3.243.067,08
03/03/2015	03/06/2015	-	6.255.663,60	152.000.000,00	64.000.000,00	8.909.866,00	208.987.737,53	46,12	-	2.990.972,54
02/06/2015	02/09/2015	-	-	139.122.818,40	64.000.000,00	8.909.866,00	197.345.098,49	5,97	-	2.778.195,80
02/09/2015	02/12/2015	-	-	121.911.980,00	64.000.000,00	8.909.866,00	184.886.496,38	9,61	-	2.539.035,23
02/12/2015	02/03/2016	-	-	108.950.256,00	64.000.000,00	8.909.866,00	175.384.557,91	10,09	-	2.323.899,75
02/03/2016	03/06/2016	-	-	97.103.406,40	64.000.000,00	8.909.866,00	164.144.102,83	2,35	-	2.161.878,20
02/06/2016	02/09/2016	-	-	85.163.928,00	64.000.000,00	8.909.866,00	155.476.556,88	7,99	-	2.013.792,58

(*) Credited into the DSR Account on the relevant Interest Payment Date



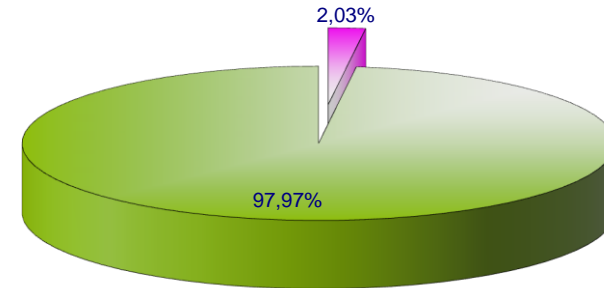
17 Portfolio description (after purchase)

Breakdown by Pool of the Outstanding Principal Instalments



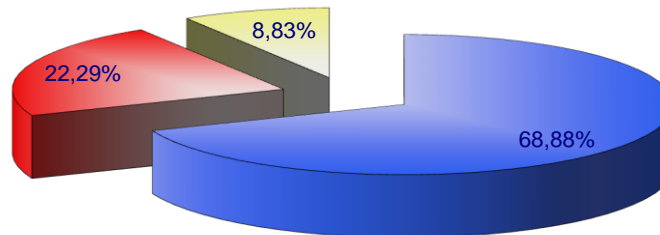
■ Pool 1 ■ Pool 2 ■ Pool 3 Revolving ■ Pool 3 non Revolving

Breakdown by Index of the Outstanding Principal Instalments



■ Fixed ■ Float

Breakdown by Pool of the Outstanding Principal Instalments



■ Northern Italy ■ Central Italy ■ Southern Italy

